

# UMSOBOMVU MUNICIPALITY



## DEPARTMENT FINANCE

### MID-YEAR REPORT ENDED 31 DECEMBER 2013

#### **1. DEPARTMENTAL VISION**

The vision of the Finance Department is to ensure that the Umsobomvu Municipality's finances are managed in a sustainable manner and meet the needs of the community.

#### **2. DEPARTMENTAL MISSION**

To secure sound and sustainable management of the fiscal and financial affairs of Umsobomvu Municipality; by:

- (a) Ensuring transparency, accountability and appropriate lines of responsibility in the fiscal and financial affairs of Umsobomvu Municipality;
- (b) The management of the municipality revenues, expenditures, assets and liabilities and the handling of the financial dealings;
- (c) Budgetary and financial planning processes and the co-ordination of those processes with the processes of organ of state in other spheres of government;
- (d) Borrowing;
- (e) The handling of financial problems of Umsobomvu Municipality;
- (f) Supply chain management;
- (g) Other financial matters

#### **3. INTRODUCTION AND OVERVIEW**

The Financial Department is responsible for ensuring a corporate financial management service to support the Council's functional corporate goals and to ensure proper financial management commences in the municipality. This Department also performs key financial and administrative functions in the activities of mainly the financial department with the aim of contributing to the general functioning of the department in the management of all money related matters in the municipality.

#### 4. KEY PERFORMANCE AREAS

MUNICIPAL DETERMINATION OF PREDETERMINED OBJECTIVES						Targets				Progress / deviation
STRATEGIC OBJECTIVE	KEY PERFORMANCE INDICATOR	KPI NO	BASELINE	MEASURE SOURCE	FREQUENCY	Q1	Q2			
Budget and IDP Preparation	Draft and submit Budget and IDP Process Plan	MFV:1.18	Process plan submitted according to legislation	Copy of Process Plan and council resolution	31-Aug-13	100%	100%	0%		Approved and submitted
	Develop and monitor Service Delivery and Budget Implementation Plan (SDBIP)	MFV:1.19	SDBIP approved by Mayor	Approved SDBIP of 2013/14	Aug-13	100%	100%			Approved and submitted
Performance Management	Ensure adoption of PMS Framework	MTD: 1.70	Policy adopted and approved.	Framework policy document which is approved.	Before end August 2014	100%	100%	0%		Approved
	Development of PMS Institutional Scorecard for 2013/14	MTD: 1.71	Adopted of Scorecard for 2013/14	Council resolution approving Scorecard of 2013/14.	Before end July 2014	100%	100%			Scorecard developed and included in performance agreement
	Drafting and signing of Individual Performance Agreements	MTD: 1.72	Signed Individual Performance Agreements	Four signed Individual Performance Agreements.	Before end July 2015	100%	100%			Agreements signed
	Ensure Monitoring and Evaluation as approved in the PMS Framework	MTD: 1.73	Train the committee to respond to monitoring and evaluation sessions (two informal and two formal).	Reports of informal and formal monitoring and evaluations.	Quarterly	25%	25%	50%		Awaiting training from PKS - shared services
Supply Chain Management	Comply with SCM regulations: Irregular expenditure	MFV:1.1	Treat all Irregular Expenditure according to regulations and circulars.	100% incidents reported to council.	Quarterly	25%	25%	50%	50%	No new incidents detected for this quarter
		MFV:1.2	Update Unauthorised, Irregular and F&W expenditure policy in line with latest circular.	Submit to Finance committee	First quarter 30 Sept 2013	25%	25%	50%	100%	Approved by Council Res. No. 64/11/2013
	Obtain financially unqualified Audit opinion for 2012/2013.	MFV:1.3	Auditor- General's Report	Outcome report from AG.	31-Aug-13	0%		100%	100%	Outcome report received Dec. 2013
	Implementation of Internal Audit findings recommendation and its action plan	MFV:1.4	Develop and approve Audit action plan. Implement all remedial action issues contained in the action plan.	Copy of Audit action plan and its progress report.	31-Aug-13	25%	25%	25%	25%	Awaiting Internal Audit report for 1st quarter
	Submission of Annual Financial Statement to AG in time.	MFV:1.5	Submit AFS on or before 31 August	Copy of approved AFS.	31-Aug-13	100%	100%	0%		AFS submitted on 30 Aug 2013
	Asset Management Training and compilation of assets Register.	MFV:1.6	Asset management training of relevant officials. Complete GRAP compliant asset register	Report on no of officials attendent the training and GRAP complaint assert register.	31-Aug-13	25%	25%	50%	50%	Asset management Clerk appointed and trained on IMQS.
Financial management	Review financial management policies	MFV:1.21	Review all policies required by legislation(budget related) and approved by council.	Copy of reviewed policy and approved by council.	May-14	0%		0%	10%	Approved by Council Res. No. 64/11/2013 Revised and updated indigent policy and asset management policy

Financial Systems	*Procurement of a new financial system that complies to current legislation at a cost of R2,0m	MFV:1.7	Develop implementation plan. Obtain approval as per Circular 57. Implement system and billing according to implementation plan.	Report on operational new financial system.	31-Mar-14	25%	25%	50%	50%	NT placed moratorium on new systems due to roll-out of new SCOA. Waiting for go ahead from NT
	*Electronic population of monthly reporting and returns.(currently done manually)	MFV:1.8	Submission of 12 monthly S71 Reports on or before due date in line with new Financial system. Reports disclosed on website	Website printout reflecting S71 reports.	30-Jun-14	25%	25%	50%	50%	Reports on website
Indigent management	Verify and register households who qualify for indigent support in terms of policy	MFV:1.20	Continuous registration and monthly support provided	Quarterly reports to council on indigent support provided.	Quarterly	25%	25%	50%	50%	included in quarterly report
Credible Budgeting	Compliant management of the 2013/2014 budget and adjustment budgets	MFV:1.9	Monthly budget reporting and adjustments budgets	Adjustment budget and copy of monthly reports.	30-Jun-14	25%	25%	50%	50%	Completed and submitted on time
	Submission of Section 71 and other financial reports as per legislation	MFV:1.10	100% compliance on reporting	Copies of all S71 reports.	Monthly	25%	25%	50%	50%	Completed and submitted on time
Revenue Enhancement Strategy	Municipal Income generation Strategy need to be developed to improve municipal revenue.	MFV:1.16	Approved Municipal Income Generation Strategy	Copy of RES.	31 June 2014	25%	25%	50%	50%	Approved by Council Res. No. 64/11/2013
Revenue Enhancement Strategy / Accurate Billing Information	The non-delivery of services especially the irregular supply in water and refuse removal has caused a resistance to pay for services and has placed an enormous pressure on debt collection and credit control.	MFV:1.17	Work on improving billing information.	Customer report	Quarterly	25%	25%	50%	50%	23 issues with billing investigated and reported on
Accurate Billing Information	Repair all disfunctional meters	MFV:1.12	Submit monthly meter status reports to Technical department for action	Report on fixed meters	Quarterly	25%	25%	50%	50%	monthly reports submitted by meter readers
	Response to all customer complaints to improve payment culture in terms of Customer care policy.	MFV:1.13	Ensuring all complaints is handled by relevant department/official	100% complaints received addressed	Quarterly	25%	25%	50%	50%	139 complaints recorded. 32 complaints outstanding
	There are 700 water meters not working due to calcification and needs replacement.	MFV:1.14	50% broken meters replaced.	Funding provided and project initiated by Technical	Quarterly	25%	0%	50%	0%	Delayed due to delivery of meters ordered
Debtors management	Implementation of approved credit control and debt collection policy	MFV:1.22	Monthly Credit control procedures applied to achieve annual payment rate of 85%	Quarterly measurement reports to council	Quarterly	25%	25%	50%	50%	221 disconnections and blockings performed and reconnected after payment for the past six months
Improvement of internal controls	Reduce unauthorized consumption by indigent consumers. Currently 32000 klper month	MFV:1.15	Reduce indigent over consumption by 50%	Report quarterly to council on consumption	Quarterly	25%	25%	50%	50%	baud 012B for Dec 2013 indicate over consumption down to 13794kl
Control Expenditure	Cost Management by all departments: especially on Overtime, Telephone, Travelling, Fuel, Electricity, Water at brick making and Rental.	MFV:1.11	Departmental Heads monitor their budgets on this aspects as they expected to report to council on cost effectiveness measures. 60% payment rate achieved on sundry rentals and services	Monthly & Quarterly 60% payment rate achieved on sundry rentals	Quarterly	25%	25%	50%	50%	Budget management performed. Monthly reports to MM and council and section 71 reports submitted

## **MUNICIPAL FINANCIAL VIABILITY AND MANAGEMENT**

**Ensure effective, efficient, co-ordinated financial management in order to increase revenue.**

### **85% increase in revenue collected**

The current payment culture is as follows:

<b>Place</b>	<b>July 2013</b>	<b>August 2013</b>	<b>September 2013</b>	<b>October 2013</b>	<b>November 2013</b>	<b>December 2013</b>
Colesberg	91%	88%	96%	80%	137%	77%
Norvalspont	50%	50%	50%	54%	54%	51%
Noupoort	66%	57%	59%	82%	65%	58%
<b>Overall %</b>	86%	81%	88%	80%	120%	73%

A total number of 221 disconnections/blocking has been performed in this quarter and has been reconnected after payments/arrangements have been made.

A total number of 139 complaints have been logged at Customer care and 107 have been resolved. The remainder relates to material needed which has been ordered to resolve these issues.

The over consumption by Indigent consumers has been reduced to 13794kl and is the initiative on going to reduce these consumption. The leaking of solar geysers is one of the main causes of this consumption.

A total of 23 issues with billing incorrectness were investigated and resolved on debtor accounts.

## **BUDGET CONTROL AND MONITORING**

- Submission of Section 71 and other financial reports to National-, Provincial Treasury, Mayor and Municipal Manager. The reports were submitted to Provincial- and National Treasury.

<b>Report</b>	<b>July 2013</b>	<b>August 2013</b>	<b>September 2013</b>	<b>October 2013</b>	<b>November 2013</b>	<b>December 2013</b>
S 71 Report	14/08/2013	12/09/2013	14/10/2013	14/11/2013	10/12/2013	15/01/2014
FM Grant	14/08/2013	12/09/2013	14/10/2013	14/11/2013	10/12/2013	15/01/2014
MSIG Report	14/08/2013	12/09/2013	14/10/2013	14/11/2013	10/12/2013	15/01/2014
INEP	14/08/2013	12/09/2013	14/10/2013	14/11/2013	10/12/2013	15/01/2014
MIG	14/08/2013	12/09/2013	14/10/2013	14/11/2013	10/12/2013	15/01/2014
EEDG	14/08/2013	12/09/2013	14/10/2013	14/11/2013	10/12/2013	15/01/2014
Section 72 Report (Mid)						
<b>Budget Quarterly:</b> NC 072_LTC_Q NC072_BM_Q NC072_ME_Q NC072_MFM1_				29/10/2013		

## SUPPLY CHAIN MANAGEMENT REPORT

HERE FOLLOW THE BIDS REPORT FOR THE SIX MONTHS ENDED 31 DECEMBER 2013

Name of bid	Amount in Rand	Supplier Awarded to	Date of Award
Compilation of and Maintenance of Valuation roll and Supplementary Valuation roll	R1 056 530.00	Associated Property Valuer (Pty) Ltd	30/7/2013
Electrification of ouboks phase 3	R4 217 483.72	Stanford M Electrical	11/10/2013
Security Services: Colesberg bid no 1/09/2013	R 15 000.00pm	CAMCO Security	4/12/2013
Launch of Logo & Developing of Standards on Use of Logo no 3/09/2013	R991 800.00	Creative Harvest	4/12/2013

### Bids outstanding

Name of bid	No of Bidders Tendered	Late Tenders	Closing Date of Tenders
Supply & delivery of a single cab LDVs:Payload 1000+kg(raised body	2	N	25/10/2013
Supply & delivery of 1x second hand front-end loader	NO	N	25/10/2013

**Deviation certificate approved by the Municipal Manager for the period October 2013 – December 2013**

<b>UMSOBOMVU MUNICIPALITY: COLESBERG: NCP 072</b>					
<b>MONTHLY REPORT: OCTOBER 2013 DEVIATION CERTIFICATE</b>					
<b>DATE</b>	<b>SUPPLIERS NAME</b>	<b>DESCRIPTION</b>	<b>ORDER</b>	<b>AMOUNT</b>	<b>DEV NO</b>
8/10/2013	Conlog	BEC23PL(07):700035918104:Tariff 01	11857	R 14,879.85	775
8/10/2013	SA Post office	DL Window self seal envelopes	11862	R 69,120.00	776
9/10/2013	Campo sports agencies	staff track suits	11866	R 21,872.80	777
11/10/2013	Rocla	water: Equipment	11716	R 31,434.93	778
11/10/2013	Media 24	Advert;Manager,Corporate & Technical	11913	R 28,522.80	779
14/10/2013	Franklin Electric	Mono HD 115m Pump	11717	R 21,062.41	780
17/10/2013	Colas	Cat mix & delivery	12002	R 38,782.80	781
18/10/2013	Piet Bebeza	loads of sand Norvalspont projects	12007	R 12,750.00	782
25/10/2013	Elster Kent metering	water: Equipment	11725	R 13,542.25	783
<b>UMSOBOMVU MUNICIPALITY: COLESBERG: NCP 072</b>					
<b>MONTHLY REPORT: NOVEMBER 2013 DEVIATION CERTIFICATE</b>					
<b>DATE</b>	<b>SUPPLIERS NAME</b>	<b>DESCRIPTION</b>	<b>ORDER</b>	<b>AMOUNT</b>	<b>DEV NO</b>
6/11/2013	J & B Communication/A	12 Midland DV3066 (66-88)	11731	R21546.00	785
6/11/2013	Franklin Electric	3 2.2kw 400V motor&T525-4Wet end	11735	R18841.98	786
8/11/2013	Media 24	Site for sale 1728	112055	R11696.40	787
15/11/2013	Super Armature Winding	4kw 400v Dab sub.4"motor	11744	R17657.46	788
15/11/2013	Komatsu	Repair Starter BXK 149NC	12039	R24627.64	789
20/11/2013	Agua Aqri Solution	AF3060,Chlorinegas70Kg& transport	12506	R43617.26	790
21/11.2013	TJA Cash & Carry	Indigent support:Candle,parrarin&match	12508	R42114.42	791
25/11/2013	Franklin Electric	2 Mono Pump	11748	R42124.82	792
15/11/2013	Ian Dieckie & Co	Water network:Equipment	11896	R22667.76	793
<b>UMSOBOMVU MUNICIPALITY: COLESBERG: NCP 072</b>					
<b>MONTHLY REPORT: DECEMBER 2013 DEVIATION CERTIFICATE</b>					
<b>DATE</b>	<b>SUPPLIERS NAME</b>	<b>DESCRIPTION</b>	<b>ORDER</b>	<b>AMOUNT</b>	<b>DEV NO</b>
5/12/2013	TJA Cash & Carry	Indigent support:match,parrarin&candle	12510	R46566.98	794
9/12/2013	N1 Liqours	Year end function	12078	R15123.60	795
11/12/2013	Rytac cc	Tech dept: Street lights	12079	R30432.00	796

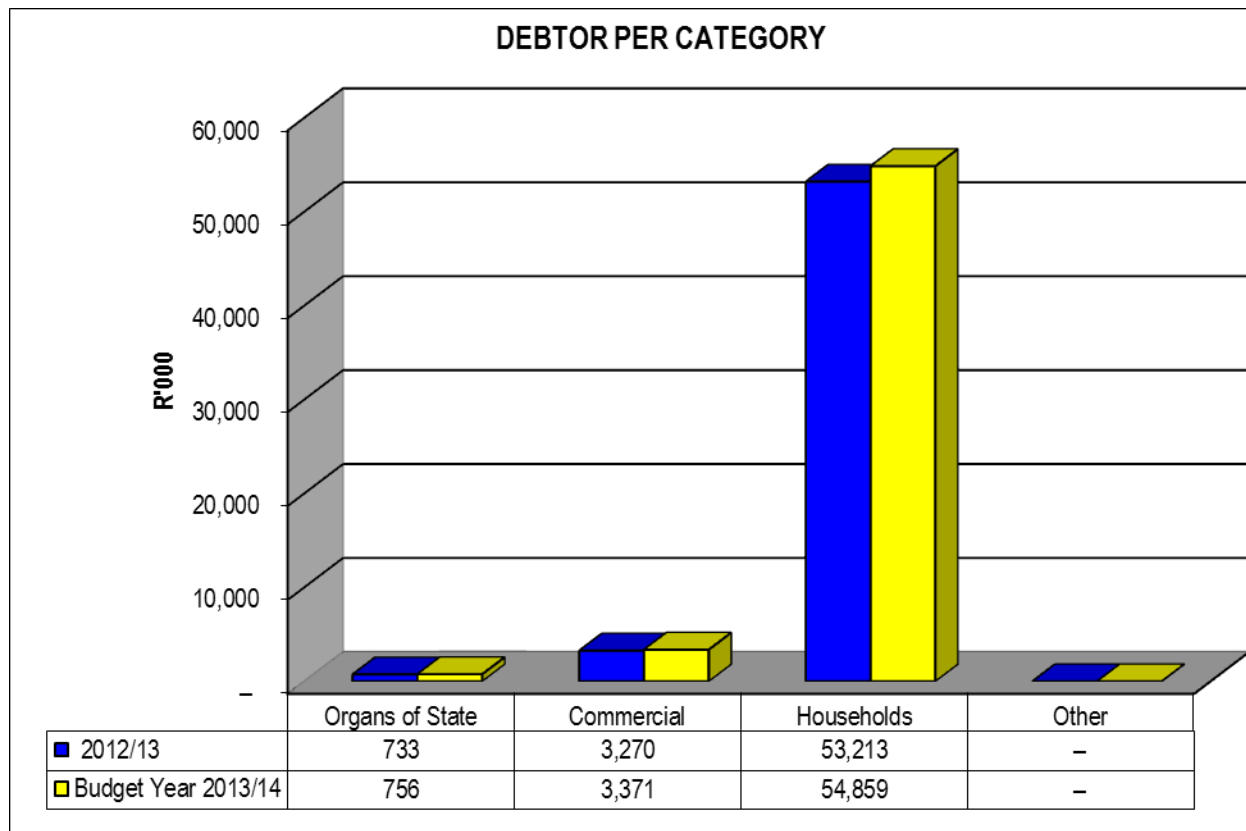
# DEBTORS MANAGEMENT

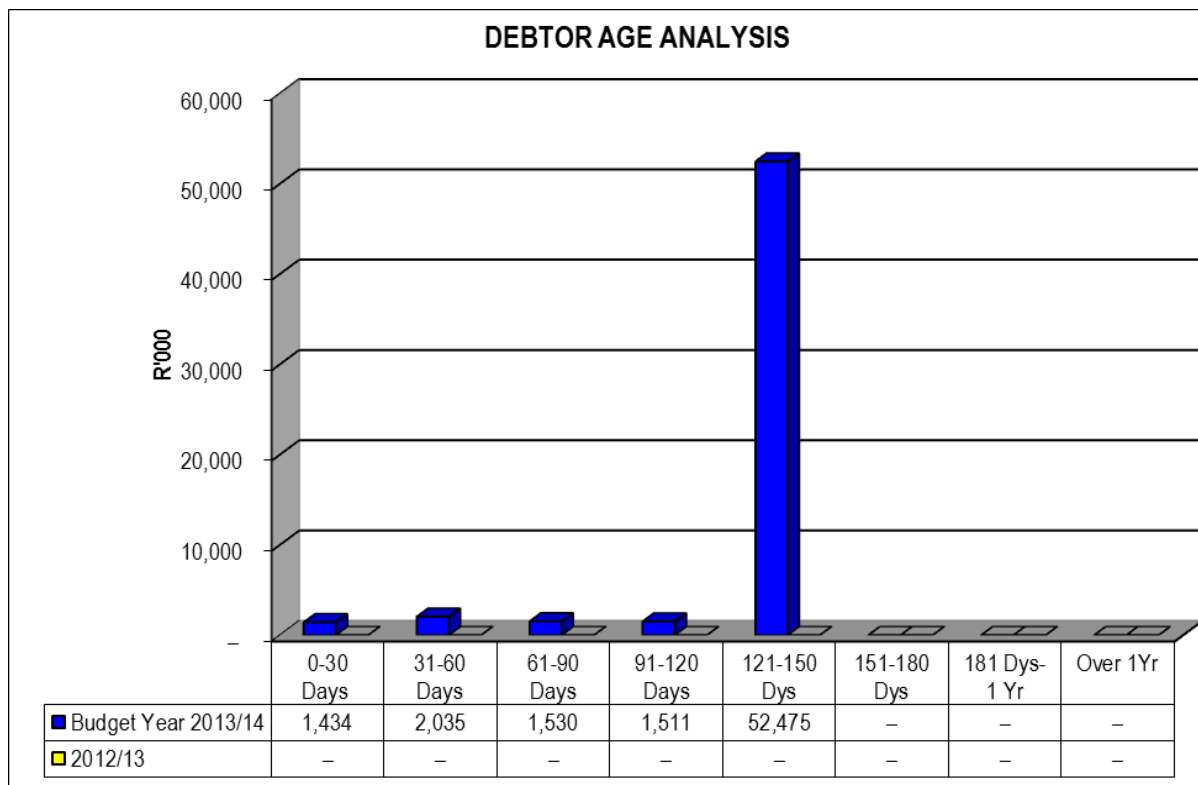
Debtors for the period ended 31 December 2013:

## DEBTOR AGE ANALYSIS AT 31 DECEMBER 2013

NC072 Umsobomvu - Supporting Table SC3 Monthly Budget Statement - aged debtors - M06 December

Description	NT Code	Budget Year 2013/14								Total	Total over 90 days	Actual Bad Debts Written Off against Debtors	Impairment - Bad Debts i.t.o Council Policy
		0-30 Days	31-60 Days	61-90 Days	91-120 Days	121-150 Dys	151-180 Dys	181 Dys-1 Yr	Over 1Yr				
<b>R thousands</b>													
<b>Debtors Age Analysis By Income Source</b>													
Trade and Other Receivables from Exchange Transactions - Water	1200	(324)	660	592	597	20,798				22,323	21,395		10,125
Trade and Other Receivables from Exchange Transactions - Electricity	1300	1,121	543	204	159	2,437				4,463	2,596		1,587
Receivables from Non-exchange Transactions - Property Rates	1400	66	124	102	164	4,398				4,852	4,561		2,026
Receivables from Exchange Transactions - Waste Water Management	1500	458	369	319	288	9,295				10,728	9,583		4,822
Receivables from Exchange Transactions - Waste Management	1600	167	300	277	267	13,865				14,877	14,133		6,343
Receivables from Exchange Transactions - Property Rental Debtors	1700	(53)	30	30	30	1,374				1,410	1,403		308
Interest on Arrear Debtor Accounts	1810									-	-		-
Recoverable unauthorised, irregular, fruitless and wasteful expenditure	1820									-	-		-
Other	1900	1	9	6	6	310				331	315		540
<b>Total By Income Source</b>	<b>2000</b>	<b>1,434</b>	<b>2,035</b>	<b>1,530</b>	<b>1,511</b>	<b>52,475</b>	<b>-</b>	<b>-</b>	<b>-</b>	<b>58,985</b>	<b>53,986</b>	<b>-</b>	<b>25,751</b>
<b>2012/13 - totals only</b>													
<b>Debtors Age Analysis By Customer Group</b>													
Organs of State	2200	(335)	219	85	80	706				756	786		
Commercial	2300	468	386	116	145	2,255				3,371	2,400		
Households	2400	1,301	1,430	1,328	1,286	49,514				54,859	50,800		25,751
Other	2500									-	-		
<b>Total By Customer Group</b>	<b>2600</b>	<b>1,434</b>	<b>2,035</b>	<b>1,530</b>	<b>1,511</b>	<b>52,475</b>	<b>-</b>	<b>-</b>	<b>-</b>	<b>58,985</b>	<b>53,986</b>	<b>-</b>	<b>25,751</b>





#### 5. Report of the selling of pre-paid electricity: July 2013 – December 2013

These are the sales of pre-paid electricity (VAT inclusive) to consumers.

Month	COLESBERG Office	NOUPOORT Office	3 <sup>rd</sup> PARTY Mall L/Ville	3 <sup>rd</sup> PARTY(OK)	CIG001 other
July 2013	R 70,970.00	R 54,280.00	R 101,097.51	R 43,740.00	R 10,300.00
August 2013	R 66,379.00	R 62,550.00	R 107,280.00	R 43,620.00	R 12,545.02
September 2013	R 56,288.00	R 55,795.00	R 90,386.00	R 36,515.00	R 10,010.00
October 2013	R 62,105.00	R 50,155.00	R 89,126.00	R 31,775.00	R 13,538.50
November 2013	R 53,676.94	R 56,945.00	R 95,539.36	R 34,235.69	R 14,466.00
December 2013	R 37,835.00	R 60,530.00	R 110,041.08	R 46,402.03	R 24,033.00

#### 6. INCENTIVES /STRATEGY TO REWARD RESIDENTS WHO PAYS SERVICE ACCOUNTS

DEBTOR NAME	DEBTOR NUMBER	MONTH	AMOUNT
RK Pennels	000080382	August 2013	R6,137.09
CP Perries	030000974	August 2013	R22,614.46
T De Vos	030000687	August 2013	R5,877.33
IE Booysen	030006870	September 2013	R2,751.79
NCCC	030000348	October 2013	R13,441.99
D Ross	60061	October 2013	R6,089.59
SSN Brand	30998	November 2013	R10,076.41
<b>TOTAL</b>			<b>R 66,988.66</b>



## 7.1 BANK ACCOUNT BALANCES

Account	30 September 2013 Q1	31 December 2013 Q2
<b>1 (2440000005)</b>	R 8 570 798.98	R 9 563 777.86
<b>3 (4052875289)</b>	R 7 733 215.49	R 7 756 325.88
<b>Noupoort (STD)</b>	R 9 009 156.31	R 1 842 418.97
<b>Traffic</b>	R 1 298 561.20	R 1 304 478.77

## 7.2 SHORT TERM INVESTMENT ACCOUNT BALANCES ON 31 DECEMBER 2013

	30 September 2013 Q1	31 December 2013 Q2
CAPITAL REPLACEMENT 1 2889-016-06-001 (STANDARD)	83,637.39	83,637.39
CAPITAL REPLACEMENT 4 2063-506-922 (ABSA)	112,101.97	R 113,504.54
HOUSING DEVELOPMENT 2889-015-41-001 (STANDARD)	151,485.21	151,485.21
HOUSING DEVELOPMENT 74107-295-062 (FNB)	24,355.88	24,355.88
CAPITAL REPLACEMENT 2069-495-799 (ABSA)	10,008.74	R 10,091.99
EEDM 2072-027-769 (ABSA)	10,003,643.84	R 10,138,540.94
CAPITAL REPLACEMENT 5	353,092.07	R 357,805.62
UMSOBOMVU 32 DAY INVESTMENT ACCOUNT288905393001		R8,500,000.00
<b>TOTAL</b>	<b>R10,738,325.10</b>	<b>R 19,379,421.57</b>

## 8. FINANCIAL RECOVERY PLAN

### 8.1 REDUCING/ CUTTING OF EXPENSES IN THE FOLLOWING AREAS:

- (a) Overtime
- (b) Fuel Costs
- (c) Travelling and subsistence Costs
- (d) Telephone Costs

(a) **Overtime**

July 2013	August 2013	September 2013	October 2013	November 2013	December 2013
R 113 439.55	R 110 689.91	R 83 294.08	R 97 393.02	R 110 234.30	R 76 566.24

(b) **Fuel**

July 2013	August 2013	September 2013	October 2013	November 2013	December 2013
R 82 583.54	R 72 131.26	R 91 587.80	R 152 638.15	R 147 062.01	R 89 115.78

(c) **Travel & Subsistence**

July 2013	August 2013	September 2013	October 2013	November 2013	December 2013
R 114 850.51	R 138 258.75	R 133 195.62	R 221 247.42	R 147 062.01	R 87 374.12

(d) **Telephone Costs**

July 2013	August 2013	September 2013	October 2013	November 2013	December 2013
R 46 708.38	*R 100 841.47	R 11 450.79	R 99 149.59	R 66 621.00	R 71 940.43

\*The telephone costs for August 2013 was for two months.

**9. CHEQUE LIST FOR THE QUARTER ENDED 31 DECEMBER 2013**

<b>UMSOBOMVU MUNICIPALITY</b>				
<b>OCTOCER 2013 CHEQUE LIST</b>				
DATE	CHEQUE	NAME	AMOUNT	DESCRIPTION
31/10/2013	55782	J.G. LE Roux	500.00	Ward Committee
4/10/2013	55783	Xhanti Teki	4,309.36	Travel Cost
3/10/2013	55784	Cas Bande	18,293.21	Material
2/10/2013	55785	N.L. Hermans	2,686.51	Travel Cost
2/10/2013	55786	Lindsay Sake	3,517.25	Vehicle Srevice
3/10/2013	55787	T.J.Nkabalaza	1,140.00	Taxi Hire
3/10/2013	55788	Z.W. Ntoni	2,240.00	Taxi Hire
3/10/2013	55789	M. Van Eck	1,390.00	Travel Cost
3/10/2013	55790	Z. Maliti	1,390.00	Travel Cost
3/10/2013	55791	A. Ngonyama	1,800.00	Water Connection
3/10/2013	55792	M.J. Kale	450.66	Taxi Hire
3/10/2013	55793	Rocla	9,427.80	Freight
3/10/2013	55794	W. Pienaar	471.32	Hall Refund
3/10/2013	55795	Mitchley		Indigent Support

			621.65	
3/10/2013	55796	Cancelled	-	Cancelled
3/10/2013	55797	N. Jacobs	636.00	Casual Salary
3/10/2013	55798	M. Kivedo	5,227.77	Disciplinary Hearing
4/10/2013	55799	S. Mtshakazana	128.68	Hall Refund
4/10/2013	55800	S. Khuse	585.00	Casual Salary
4/10/2013	55801	A. Maboya	585.00	Casual Salary
4/10/2013	55802	T. Mlenzana	585.00	Casual Salary
4/10/2013	55803	Driving Licence Card	75.00	Issue of drving licence
4/10/2013	55804	Driving Licence Card	3,750.00	Issue of drving licence
4/10/2013	55805	Dept. Van Veilingheid & Skakeling	792.00	Transaction Fee
4/10/2013	55806	Dept. Van Veilingheid & Skakeling	4,212.00	Transaction Fee
4/10/2013	55807	Dept. Van Veilingheid & Skakeling	66,936.97	Motor Vehicles Registartion
4/10/2013	55808	Dept. Van Veilingheid & Skakeling	25,478.81	Motor Vehicles Registartion
4/10/2013	55809	Klipwerf Guest House	2,680.00	Accommodation
4/10/2013	55810	P.Mosompha	2,251.80	Travel Cost
7/10/2013	55811	Z.W. Ntoni	1,120.00	Taxi Hire
7/10/2013	55812	Z. Mlenzana	1,300.00	Bricks
7/10/2013	55813	Eddies	275.40	Squeegee
7/10/2013	55814	U.D. Trucks	3,165.28	Sanitation
7/10/2013	55815	Shortys Supermakert	553.70	Entertainment
7/10/2013	55816	Lawn Mowers	3,731.05	Computer Dev Service
7/10/2013	55817	Kleinspitskop	12,355.29	Fuel
7/10/2013	55818	Herholdts Electrical	19,848.04	Material
7/10/2013	55819	Ok Value	398.98	Magazines & News Papers
7/10/2013	55820	Ok Value	201.32	Magazines & News Papers
8/10/2013	55821	M. Williams	471.32	Hall Refund
8/10/2013	55822	Pinkster Protestrante Kerk	160.99	Hall Refund
8/10/2013	55823	D. T. Visagie	1,362.20	Travel Cost
8/10/2013	55824	Post Office	90,850.23	Eskom

8/10/2013	55825	Z.T. Mbele	600.00	Taxi Hire
8/10/2013	55826	OVK	9,191.82	Cement Bags
8/10/2013	55827	C. Asiya	85.84	Hall Refund
8/10/2013	55828	S. Pietersen	128.76	Hall Refund
9/10/2013	55829	Karoo Dienste	52,510.70	Fuel
9/10/2013	55830	D. Van Rooyen	850.00	Refund
9/10/2013	55831	Litecor	1,471.06	Electrification
9/10/2013	55832	Deeds	272.00	Deeds
9/10/2013	55833	E. Malan	314.87	Refund
9/10/2013	55834	C. Pac Pumps Valves	59,038.24	Water Connection
9/10/2013	55835	X. Teki	2,686.51	Travel Cost
9/10/2013	55836	Boi Tumelo Jwa Sechaba Guest House	800.00	Accommodation
9/10/2013	55837	Bordeaux Coffee Shop	659.00	Entertainment
9/10/2013	55838	M.A. Phokeng	150.00	Loudhailing
9/10/2013	55839	W.L. Mangaliso	214.60	Hall Refund
9/10/2013	55840	G. Mgcineni	1,418.86	Travel Cost
9/10/2013	55841	N.L. Hermans	2,686.51	Travel Cost
10/10/2013	55842	Campo Sports Agencies	21,872.80	Wellness tracksuits
10/10/2013	55843	Z. Mlenzana	1,200.00	Bricks
10/10/2013	55844	Bishops Lodge	988.00	Accommodation
10/10/2013	55845	Paymaster	1,878.55	Accommodation
10/10/2013	55846	Paymaster	1,833.55	Accommodation
10/10/2013	55847	Gcobani Ntlebi	30,000.00	Start-up capital Funding
11/10/2013	55848	Samwu National Province Fund	110.75	Outstanding Payment
11/10/2013	55849	Desert Palace	975.00	Accommodation
11/10/2013	55850	Paymaster	19,380.00	Upgrading of Norvalspont Street
11/10/2013	55851	V. Mbali	400.00	Refund
11/10/2013	55852	N.L. Hermans	4,038.53	Travel Cost
11/10/2013	55853	A.C. Mpela	1,370.06	Accommodation
11/10/2013	55854	Belurana Guest Lodge	1,760.00	Accommodation

14/10/2013	55855	A.C. Mpela	12,863.71	Travel Cost
14/10/2013	55856	G.S. Bonase	149.12	Hall Refund
14/10/2013	55857	D.T. Visage	300.00	Travel Cost
14/10/2013	55858	Bordeaux Coffee Shop	1,269.00	Entertainment
14/10/2013	55859	Die Kleinpot	1,980.00	Accommodation
14/10/2013	55860	De Wits Installers	40,310.04	AirCons
14/10/2013	55861	S.A. Post Office	69,120.00	Postage
14/10/2013	55862	Afrox	173.28	Container Rental
14/1/2013	55863	Belurana Guest Lodge	1,760.00	Accommodation
14/10/2013	55864	Bishops Lodge	2,266.00	Accommodation
14/10/2013	55865	Rocla	31,434.93	Material
14/10/2013	55866	Franklin Electric	21,062.41	Material
15/10/2013	55867	A.C. Mpela	4,631.00	Accommodation
15/10/2013	55868	M. Sestile	3,853.54	Travel Cost
15/10/2013	55869	Diamond Lodge	10,119.00	Accommodation
15/10/2013	55870	M. Van Eck	288.00	Entertainment
15/10/2013	55871	B.J. Kapp	6,253.42	Travel Cost
15/10/2013	55872	Rivercity	1,630.00	Accommodation
15/10/2013	55873	T. Retyu	2,403.00	Casual Salary
15/10/2013	55874	V. Mokothu	196.00	Travel Cost
15/10/2013	55875	OVK	17,127.78	Material
16/10/2013	55876	BKB	10,991.25	Material
16/10/2013	55877	Cancelled	-	
16/10/2013	55878	N.L. Hermans	1,682.00	Travel Cost
16/10/2013	55879	D.T. Visage	1,147.54	Travel Cost
17/10/2013	55880	N.L. Hermans	5,177.02	Travel Cost
17/10/2013	55881	Cancelled	-	Cancelled
17/10/2013	55882	Paymaster	15,860.00	Casual Salary
18/10/2013	55883	Paymaster	1,979.90	Petty Cash
18/10/2013	55884	N.Mdala	2,660.95	Travel Cost

18/10/2013	55885	T. Mlenzana	1,950.00	Casual Salary
21/10/2013	55886	B.J. Kapp	3,569.11	Travel Cost
21/10/2013	55887	X. Teki	4,701.36	Travel Cost
21/10/2013	55888	Merino Parts Centre	5,640.30	Material
21/10/2013	55889	Gas & Sport	22,182.32	Material
21/10/2013	55890	A. Van Staden	350.00	Refund
21/10/2013	55891	Woodrow Engineering	28,496.58	Material
21/10/2013	55892	Dept. of Water Affairs	677.16	Analysis
21/10/2013	55893	MX Print Design Advertising	2,258.60	Logsheet Books
21/10/2013	55894	S.A. Post Office	77,898.48	Eskom
21/10/2013	55895	Auditor General	2,989.08	Auditing
21/10/2013	55896	Steers Security	6,954.00	Banking
21/10/2013	55897	AAS. Operations	30,252.75	Rental of cylinder
21/10/2013	55898	Conlog	15,708.79	Hosted Vend Monthly
21/10/2013	55899	Ubertech	2,400.00	Services Rendered
21/10/2013	55900	A.C. Mpela	9,690.87	Travel Cost
21/10/2013	55901	Bishops Lodge	4,072.00	Accommodation
21/10/2013	55902	Cullinan Guest House	920.00	Accommodation
21/10/2013	55903	Piet Bebeza	12,750.00	Services Rendered
21/10/2013	55904	Umso High School	944.67	Hall Refund
21/10/2013	55905	Cancelled	-	Cancelled
21/10/2013	55906	PDK	2,463.00	Corporate Stationary
21/10/2013	55907	E. Humphries	196.00	Travel Cost
21/10/2013	55908	Monde Mekile	102.10	Travel Cost
21/10/2013	55909	Cancelled	-	Cancelled
21/10/2013	55910	D.W.H. Murray	335.44	Refund
22/10/2013	55911	S. Siko	196.00	Travel Cost
22/10/2013	55912	Jon-Jen Guest House	3,220.00	Accommodation
22/10/2013	55913	Victoria-Alfred Guest House	2,196.00	Accommodation
22/10/2013	55914	Mikes Guest Lodge	680.00	Accommodation

22/10/2013	55915	N.Thiso	196.00	Travel Cost
22/10/2013	55916	Keveol	7,934.15	Services Rendered
22/10/2013	55917	The Paymaster	3,400.00	Accommodation
23/10/2013	55918	G. Mgcineni	508.25	Travel Cost
23/10/2013	55919	S. Smith	153,623.00	Services Rendered
23/10/2013	55920	Colas	38,782.80	Upgrading of road
23/10/2013	55921	M.C. Mostert	5,818.50	Travel Cost
24/10/2013	55922	Paymaster	18,820.00	Casual Salary
24/10/2013	55923	A.C. Mpela	4,951.63	Travel Cost
24/10/2013	55924	Pienaar Bros	34,668.26	Overalls
24/10/2013	55925	B.J. Meyers	3,500.00	Travel Cost
24/10/2013	55926	A. Fritz	196.00	Travel Cost
24/10/2013	55927	Z.W. Ntoni	4,280.00	Taxi Hire
24/10/2013	55928	F.M. Kei	7,440.00	Indigent Support
24/10/2013	55929	T.J.A Cash & Carry	41,270.10	Indigent Support
24/10/2013	55930	Cas Bande	13,273.35	Material
24/10/2013	55931	S. Pietersen	128.76	Hall Refund
24/10/2013	55932	Karoo Dienste	50,342.00	Fuel
25/10/2013	55933	Cancelled	-	Cancelled
25/10/2013	55934	B.J. Meyers	4,705.04	Travel Cost
24/10/2013	55935	M. Mdala	3,709.63	Travel Cost
24/10/2013	55936	S. Ngalimani	196.00	Travel Cost
25/10/2013	55937	Cancelled	-	Cancelled
25/10/2013	55938	Waltons	7,935.63	Stationery
25/10/2013	55939	E. Louw	130,438.00	Casual Salary
25/10/2013	55940	H.C. Pennels	131,270.00	Casual Salary
25/10/2013	55941	Desert Palace	2,010.00	Accommodation
25/10/2013	55942	B.J.Kapp	2,322.32	Travel Cost
25/10/2013	55943	CTF Water Tech CC	8,178.36	Water Services
25/10/2013	55944	A.C. Mpela	3,717.98	Travel Cost

25/10/2013	55945	A. Van Niekerk	419.12	Water Services
25/10/2013	55946	H. Nongqo	501.76	Services Rendered
25/10/2013	55947	D.J. Louw	3,435.75	Services Rendered
25/10/2013	55948	J. Balet	283.36	Services Rendered
25/10/2013	55949	K. Williams	1,558.48	Services Rendered
25/10/2013	55950	H. Soty	2,672.62	Services Rendered
25/10/2013	55951	S. Ntshudu	486.00	Travel Cost
25/10/2013	55952	Urban Hotel	1,913.70	Accommodation
25/10/2013	55953	D.T. Visage	4,356.46	Travel Cost
28/10/2013	55954	B.E. Lumkwana	682.00	Refund
29/10/2013	55955	Umsobomvu Municipality	186.00	Vehicle Disk
29/10/2013	55956	Elsabe Humphries	871.72	Travel Cost
29/10/2013	55957	Nicholaas Reyners	1,486.96	Travel Cost
30/10/2013	55958	Umsobomvu Municipality	6,979.65	Vehicles Disk
30/10/2013	55959	Bishops Lodge	-	Cancelled
30/10/2013	55960	N.A. Phokeng	500.00	Loudhailing
30/10/2013	55961	D. Fortuin	1,283.04	Travel Cost
30/10/2013	55962	A. Fritz	780.28	Travel Cost
30/10/2013	55963	F.D. Mphela	4,369.00	Travel Cost
31/10/2013	55964	M.M. Van Eck	1,251.54	Travel Cost
31/10/2013	55965	M. Jacobs	761.00	Travel Cost
31/10/2013	55966	S. Pietersen	300.00	Casual Salary
31/10/2013	55967	Transnet	4,183.80	Electricity Account
31/10/2013	55968	The Paymaster	47,505.00	Casual Salary
31/10/2013	55969	P.Mosompha	4,366.17	Travel Cost
31/10/2013	55970	Ubertech	47,868.60	Services Rendered
31/10/2013	55971	H.J.Du Toit	22,961.05	Noupoort Water Bulk Supply
31/10/2013	55972	A.C. Mpela	1,400.00	Travel Cost
31/10/2013	55973	J.D. Jacobs	4,700.00	Refund
31/10/2013	55974	Bishops Lodge	1,966.00	Accommodation



31/10/2013	55975	Dept. of Safety & Liason	92,306.52	Licence Fee
31/10/2013	55976	Dept. of Safety & Liason	43,501.61	Licence Fee
29/10/2013	55977	A. Ndesi	3,000.00	Learnership Salary
29/10/2013	55978	T.D. Dlephu	3,000.00	Learnership Salary
29/10/2013	55979	S. Dyasi	3,000.00	Learnership Salary
29/10/2013	55980	T. Mcitwa	3,000.00	Learnership Salary
29/10/2013	55981	O. Tshayana	3,000.00	Learnership Salary
29/10/2013	55982	R. Smith	3,000.00	Learnership Salary
29/10/2013	55983	A. Dyantjie	3,000.00	Learnership Salary
29/10/2013	55984	F. Mayekiso	3,000.00	Learnership Salary
29/10/2013	55985	P. Malan	3,000.00	Learnership Salary
29/10/2013	55986	D.C.D. Jacobs	3,000.00	Learnership Salary
29/10/2013	55987	J.D. Visagie	3,000.00	Learnership Salary
29/10/2013	55988	M.J. Mabola	1,500.00	Learnership Salary
29/10/2013	55989	M. Sgatya	1,500.00	Learnership Salary
31/10/2013	55990	B.J. Kapp	2,000.00	Refund
31/10/2013	55991	Brightwater	800.00	Refund
31/10/2013	55992	Z.S.A. Jokka	466.00	Refund
31/10/2013	55993	Dept. of Safety & Liason	2,052.00	Transaction Fee
31/10/2013	55994	Dept. of Safety & Liason	8,280.00	Transaction Fee
31/10/2013	55995	Driving Licence Card	900.00	Traffic
31/10/2013	55996	Driving Licence Card	7,200.00	Traffic
			<b>2,076,476.05</b>	

**UMSOBOMVU MUNICIPALITY ACCOUNT 3**

DATE	CHEQUE	NAME	AMOUNT	DESCRIPTION
04/10/2013	3189	Aurecon	74,281.13	Bulk Water Supply
10/10/2013	3190	Tandana Safety	9,760.00	Health & Safety Service
14/10/2013	3191	Pixley ka Seme District Municipality	450,000.00	Shared Services
23/10/2013	3192	Worley Parsons	107,626.07	Water Treatment
31/10/2013	3193	Aurecon	167,068.51	Bulk Water Supply

31/10/2013	3194	Mda	13,537.12	Site Visit Inspection
31/10/2013	3195	Meritsimetsi	452,730.28	Bulk Water Supply
31/10/2013	3196	Thusobatho Consulting	10,260.00	Engineering Services
31/201/2013	3197	Worley Parsons	221,903.24	Water Treatment
31/10/2013	3198	Worley Parsons	207,929.44	Water Treatment
		<b>TOTAL</b>	<b>1,715,095.79</b>	

<b>UMSOBOMVU MUNICIPALITY</b>				
<b>NOVEMBER 2013 CHEQUE LIST</b>				
DATE	CHEQUE	NAME	AMOUNT	DESCRIPTION
4/11/2013	55997	Deunco Colesberg Crushers	8,000.00	Mixed Concrete
4/11/2013	55998	T. Nkabalaza	5,900.00	Taxi Hire
4/11/2013	55999	Z.W. Ntoni	560.00	Taxi Hire
4/11/2013	56000	T. Swarts	471.32	Hall Refund
4/11/2013	56001	Dept. of Water Affairs	2,988.51	Water
4/11/2013	56002	Dept. of Water Affairs	5,499.61	Water
4/11/2013	56003	Dept. of Water Affairs	338.58	Water
4/11/2013	56004	Cancelled	-	Cancelled
4/11/2013	56005	C-Pac Pump & Valve	816.25	Submersible Pump
4/11/2013	56006	The Paymaster	114.95	Noupoort petty Cash
4/11/2013	56007	Ducharme Consulting	115,038.87	Consultation
4/11/2013	56008	Sanna Pietersen	42.92	Hall Refund
4/11/2013	556009	Colesberg Midas	7,556.22	Tool kit
4/11/2013	56010	D.T. Visage	3,751.20	Travel Cost
4/11/2013	56011	A.C. Mpela	269.60	Travel Cost
4/11/2013	56012	A.C. Mpela	12,385.89	Travel Cost
4/11/2013	56013	C. Meyer	714.52	Refund
4/11/2013	56014	X. Teki	2,671.84	Travel Cost
4/11/2013	56015	Bishops Lodge	1,163.00	Accommodation

4/11/2013	56016	D.A. Mitchely	656.45	Refund
4/11/2013	56017	Cancelled	-	Cancelled
4/11/2013	56018	Cancelled	-	Cancelled
4/11/2013	56019	Cancelled	-	Cancelled
4/11/2013	56020	Cancelled	-	Cancelled
4/11/2013	56021	Cancelled	-	Cancelled
5/11/2013	56022	M.R. Beukes	7,038.80	Travel Cost
5/11/2013	56023	Shortys Supermarket	614.10	Magazines
5/11/2013	56024	Ok Value	301.69	Entertainment
5/11/2013	56025	C. Asiya	85.84	Hall Refund
5/11/2013	56026	A. Maboya	650.00	Casual Salary
5/11/2013	56027	T. Mlenzana	650.00	Casual Salary
5/11/2013	56028	Solomon Kuse	650.00	Casual Salary
5/11/2013	56029	S.S. Madikane School	158.07	Hall Refund
5/11/2013	56030	T. Juda	160.81	Hall Refund
6/11/2013	56031	S. Stander	1,134.74	Refund
6/11/2013	56032	N.L. Hermans	3,527.36	Travel Cost
6/11/2013	56033	Kleinspitzkop Service	18,885.73	Fuel
7/11/2013	56034	Cancelled	-	Cancelled
7/11/2013	56035	N.Mdala	969.73	Travel Cost
7/11/2013	56036	X. Teki	2,573.84	Travel Cost
7/11/2013	56037	A.J. Lubbe	3,548.50	Gate Valve
7/11/2013	56038	B. Kapp	4,675.58	Travel Cost
7/11/2013	56039	Ok Value	600.75	Magazines
7/11/2013	56040	Hannes Vorster	9,050.00	Labour
7/11/2013	56041	N.E. Matiwana	6,900.00	Taxi Hire
7/11/2013	56042	Cancelled	-	Cancelled
7/11/2013	56043	Media 24	23,232.06	Advertising
7/11/2013	56044	Andrew Peers Mega Watt	22,800.00	Material Repair
8/11/2013	56045	Cancelled	-	Cancelled

8/11/2013	56046	Salga	4,000.00	Members Exhibition
8/11/2013	56047	Pailman Contractors	17,120.00	Extention of Building
8/11/2013	56048	P. Tyikana	650.00	Casual Salary
8/11/2013	56049	D. De Bryn	650.00	Casual Salary
8/11/2013	56050	Umsobomvu Municipality	399.00	Licence Disk Renewal
8/11/2013	56051	Umsobomvu Municipality	270.00	Licence Disk Renewal
8/11/2013	56052	The Paymaster	1,960.00	Petty cash
8/11/2013	56053	S.S. Zide	4,000.00	Salary Advance
8/11/2013	56054	A.C. Mpela	1,319.81	Travel Cost
8/11/2013	56055	D.T. Visage	1,864.74	Travel Cost
8/11/2013	56056	N. Thiso	749.10	Travel Cost
8/11/2013	56057	Thys se Werkwinkel	6,155.00	Solid waste Material
8/11/2013	56058	Pep Stores	1,337.94	Noupoort Library Stationery
8/11/2013	56059	Deuse Freks	200.75	Hall Refund
8/11/2013	56060	The Paymaster	9,660.00	Casual Salary
8/11/2013	56061	T. Retyu	2,598.00	Casual Salary
8/11/2013	56062	The Paymaster	22,430.00	Casual Salary
8/11/2013	56063	Cancelled	-	Cancelled
8/11/2013	56064	N.S. Ntshudu	466.00	Refund
8/11/2013	56065	X. Teki	4,285.50	Travel Cost
8/11/2013	56066	Pep Stores	949.17	Noupoort Library Stationery
11/11/2013	56067	Lithotech	5,137.73	Stationery
12/11/2013	56068	P. Masompha	103.90	Travel Cost
12/11/2013	56069	Deeds Registration	296.00	Deeds
13/11/2013	56070	Nolusindiso Jacobs	639.00	Casual Salary
13/11/2013	56071	OVK	16,151.06	Material
14/11/2013	56072	A.C. Mpela	2,315.50	Travel Cost
14/11/2013	56073	Cancelled	-	Cancelled
14/11/2013	56074	Conlog	28,612.14	Electricity Network
14/11/2013	56075	A.C. Mpela	3,636.64	Travel Cost

14/11/2013	56076	Cancelled	-	Cancelled
14/11/2013	56077	Koos Myburgh	7,065.32	Travel Cost
14/11/2013	56078	C. Pac Pumps & Valves	378.56	Short payment from cheque 56005
14/11/2013	56079	N.L. Hermans	4,273.36	Travel Cost
14/11/2013	56080	S.A. Post Office	63,188.98	Eskom
14/11/2013	56081	BKB	18,358.68	Material
14/11/2013	56082	Afrox	173.28	Cylinder Rental
14/11/2013	56083	D.T. Visage	3,131.35	Travel Cost
22/11/2013	56084	A.A.S. Operations	864.41	Water
15/11/2013	56085	X. Teki	953.52	Travel Cost
15/11/2013	56086	Graff Reinett	218.42	Advertising
22/11/2013	56087	Cas Bande	29,126.24	Repair material
22/11/2013	56088	De Wits Installers	535.80	Repair of SABC 1& 3 problem
22/11/2013	56089	De Aar Printers	544.12	Stationery
22/11/2013	56090	Gas & Spot	31,702.00	Store & Material
22/11/2013	56091	Steers Security	6,954.00	Cash in Transit
22/11/2013	56092	S.A. Post Office	339.00	Post Box Renewal
22/11/2013	56093	Ubertech	42,661.08	Services Rendered
22/11/2013	56094	Waltons	12,122.80	Office Material
15/11/2013	56095	Saverite	99.40	Entertainment
15/11/2013	56096	PDK	9,866.60	Stationery
15/11/2013	56097	Herholdts	25,558.63	Electricity Network
15/11/2013	56098	E. Kroukamp	85.84	Hall Refund
15/11/2013	56099	A. Maboya	650.00	Casual Salary
15/11/2013	56100	T. Mlenzana	650.00	Casual Salary
15/11/2013	56101	D.T. Visage	1,256.00	Travel Cost
15/11/2013	56102	S. Khuse	650.00	Casual Salary
15/11/2013	56103	Salga	8,000.00	Members Anti Corruption Summit
18/11/2013	56104	A.C. Mpela	3,636.64	Travel Cost
18/11/2013	56105	J.H. Blair	2,031.84	Travel Cost

18/11/2013	56106	Diamond Express	154.70	Courier Charges
19/11/2013	56107	The Paymaster	1,968.55	Petty cash
20/11/2013	56108	W. De Waal	950.00	Carpet Cleaning
20/11/2013	56109	University of Free State	5,558.16	Water analysis studies
20/11/2013	56110	Cancelled	-	Cancelled
20/11/2013	56111	X. Teki	953.52	Travel Cost
20/11/2013	56112	Cancelled	-	Cancelled
20/11/2013	56113	M. Sestile	3,657.54	Travel Cost
20/11/2013	56114	Rosedene Lodge	4,860.00	Accommodation
20/11/2013	56115	Mzwandile Toto	707.52	Travel Cost
20/11/2013	56116	A.C. Mpela	1,363.74	Travel Cost
20/11/2013	56117	A.C. Mpela	14,766.63	Travel Cost
20/11/2013	56118	The Paymaster	41,680.00	Casual Salary
21/11/2013	56119	E. Humphries	5,268.80	Travel Cost
22/11/2013	56120	D. De Bryn	650.00	Casual Salary
22/11/2013	56121	Patrick Tyikana	650.00	Casual Salary
22/11/2013	56122	Juniors Transport	1,920.00	Taxi Hire
22/11/2013	56123	Die Klerk Van Hof	800.00	Traffic fine Refund
22/11/2013	56124	Shortys Supermarket	5,453.60	Aids Memorial Community Program
22/11/2013	56125	Shortys Supermarket	5,165.00	Christmas Program
22/11/2013	56126	Super Armature Winding Africa	17,657.46	Water Network
22/11/2013	56127	D.J. Louw	540.00	
22/11/2013	56128	Altone Handelaan	600.00	Floor Brite
22/11/2013	56129	N.L. Hermans	3,723.37	Travel Cost
22/11/2013	56130	N. Mdala	392.00	Travel Cost
25/11/2013	56131	J.R. Neels	85.84	Hall Refund
25/11/2013	56132	Victory Technologies	13,509.00	Stationery, toner & Cartridges
25/11/2013	56133	Kevcor	2,386.00	Footpump
25/11/2013	56134	Indepent News Papers	1,535.81	Advertising
25/11/2013	56135	Media 24		Advertising

			28,522.80	
25/11/2013	56136	Merino Parts Centre	5,199.00	Air, Fuel & Oil filter
25/11/2013	56137	Metro Fruit & Vege	3,022.85	Refreshments
25/11/2013	56138	Ducharme Consulting	59,232.80	Consultation
25/11/2013	56139	IMQS	13,116.09	Services Rendered
25/11/2013	56140	S. Pietersen	2,000.00	Casual Salary
25/11/2013	56141	C.R.L. Dodewyk	1,000.00	Casual Salary
25/11/2013	56142	Cancelled	-	Cancelled
25/11/2013	56143	X. Teki	6,463.92	Travel Cost
25/11/2013	56144	D.L. Jacobs	1,500.00	
25/11/2013	56145	A. Ndesi	1,500.00	
25/11/2013	56146	Cancelled	-	Cancelled
25/11/2013	56147	J. Mabola	1,500.00	
25/11/2013	56148	Cancelled	-	Cancelled
26/11/2013	56149	Franklin Electric	42,124.82	Mono Pump
26/11/2013	56150	Mitchley Bou Material	8,389.05	40kg Putty
26/11/2013	56151	H.J. Du Toit	21,984.82	Noupoort Bulk Water Supply
26/11/2013	56152	Transnet	4,198.39	Electricity Account
26/11/2013	56153	Samro	1,516.20	Rights Fees License
26/11/2013	56154	Colesberg Midas	2,356.04	Materia
26/11/2013	56155	Komatsu	66,335.46	Replace The Broken Steering Arm
26/11/2013	56156	Afrique Guest House	1,500.00	Accommodation
26/11/2013	56157	Shortys Supermarket	1,942.60	Christmas Program
26/11/2013	56158	J.P. Delport	250.00	Refreshments
26/11/2013	56159	Buhlobo Colesberg Take Aways	4,640.00	Lunch For Local Aids Councillors
26/11/2013	56160	Haverst Time	128.76	Hall Refund
26/11/2013	56161	Dept. of Water Affairs	438.39	Water
26/11/2013	56162	Dept. of Water Affairs	338.58	Water
26/11/2013	56163	Dept. of Water Affairs	2,846.87	Water
26/11/2013	56164	Dept. of Water Affairs	5,243.29	Water
26/11/2013	56165	University of Free State	1,850.01	Water analysis studies

26/11/2013	56166	Bishops Lodge	983.00	Accommodation
27/11/2013	56167	F.M. Kei	7,440.00	Indigent Support
27/11/2013	56168	T.J.A. Cash & Carry	42,114.42	Indigent Support
27/11/2013	56169	Gospel Workers	944.24	Hall Refund
27/11/2013	56170	Stanford Smith	1,407.36	Travel Cost
27/11/2013	56171	Lillies Sales Services	33,060.00	Mixer Concrete Hard Wheel Silla
27/11/2013	56172	Silver Bull	1,300.00	Accommodation
28/11/2013	56173	N.B. Mdala	1,698.60	Accommodation
28/11/2013	56174	OVK	2,132.16	20L tellus oil
28/11/2013	56175	H.C. Pennels	159,435.00	C.P.W.P Noupoot
28/11/2013	56176	X. Teki	3,267.79	Travel Cost
28/11/2013	56177	T.G. Ntoni	876.60	Taxi Hire
28/11/2013	56178	E.M. Mathews	651.51	
28/11/2013	56179	Juniors Transport	1,400.00	Taxi Hire
28/11/2013	56180	F. Sindelo	300.00	
29/11/2013	56181	X. Teki	2,556.87	Travel Cost
29/11/2013	56182	N. Ngamlana	1,444.00	Sport
29/11/2013	56183	Paymaster	42,320.00	Casual Salaries
29/11/2013	59184	Victory Technologies	5,278.20	Black & Colour Ink Cartridges
29/11/2013	56185	Media 24	2,280.00	Advertising
29/11/2013	56186	Mitchley Bou Material	2,544.25	Material
29/11/2013	56187	Karoo Dienste	76,624.40	Fuel
29/11/2013	56188	Rudolf Pienaar	1,365.00	
29/11/2013	56189	M. Madani	1,365.00	
29/11/2013	56190	I.Louw	1,365.00	
29/11/2013	56191	T. Nongxaza	1,365.00	
29/11/2013	56192	Andries Klopper	3,056.00	Travel Cost
29/11/2013	56193	Ivan Hanekom	7,022.91	Travel Cost
29/11/2013	56194	D. Ntaita	1,000.00	
29/11/2013	56195	Le Roux		Ward Committee



			500.00	
			<b>1,523,375.47</b>	

**UMSOBOMVU MUNICIPALITY ACCOUNT 3**

DATE	CHEQUE	NAME	AMOUNT	DESCRIPTION
7/11/2013	3199	Cancelled	-	Cancelled
8/11/2013	3200	Tandana Safety CC	4,880.00	Health & Safety Service
8/11/2013	3201	Cancelled	-	Cancelled
8/11/2013	3202	Tandana Safety CC	4,880.00	Health & Safety Service
22/11/2013	3203	Pailman Contractors	18,400.00	Extension of Existing Building
27/11/2013	3204	Merrimetsi Engineers	204,898.86	Engineering Services Rendered
27/11/2013	3205	Palace Technologies	57,326.33	Oubox Electrification
27/11/2013	3206	Aurecon	108,864.51	Bulk Water Supply
27/11/2013	3207	Inenzo	124,636.94	Water Treatment
27/11/2013	3208	Worley Parsons	281,112.70	Water Treatment
27/11/2013	3209	E.M.G. Louw	163,791.25	EPWP Noupoort
		<b>TOTAL</b>	<b>968,790.59</b>	

**UMSOBOMVU MUNICIPALITY ACCOUNT NOUPOORT**

DATE	CHEQUE	NAME	AMOUNT	DESCRIPTION
7/11/2013	113960	L.B.G. Rowan	133.23	Hall Refund
20/11/2013	113961	Cancelled	-	Cancelled
20/11/2013	113962	Pinkster Protestante	160.92	Hall Refund
20/11/2013	113963	Nokuzola Liwana	85.80	Hall Refund
		<b>TOTAL</b>	<b>379.95</b>	

**UMSOBOMVU MUNICIPALITY**

**DECEMBER 2013 CHEQUE LIST**

DATE	CHEQUE	NAME	AMOUNT	DESCRIPTION
13/12/2013	56196	B.J. Meyers	4,389.26	Salary
13/12/2013	56197	J.W. Louw	12,500.00	Salary
17/12/2013	56198	C. Douglas		Diesel

			1,000.00	
04/12/2013	56199	Umsobomvu Municipality	3,036.70	Councillors municipal account
03/12/2013	56200	The Paymaster	1,953.70	Petty Cash
03/12/2013	56201	D.T. Visagie	3,253.29	Travel Cost
03/12/2013	56202	Bishops Lodge	3,352.00	Accommodation
03/12/2013	56203	Aubreys Electronics	21,546.00	Midland DV3066
03/12/2013	56204	Kleinspitskop	14,702.05	Fuel
03/12/2013	56205	Afrox	9,222.60	Rental of cylinders
03/12/2013	56206	Ubertech	41,313.60	Monthly maintenance
03/12/2013	56207	S.A. Post Office	77,898.49	Eskom
03/12/2013	56208	Hendrick Louw	160.99	Hall Refund
03/12/2013	56209	Annie Fritz	6,048.32	Travel Cost
03/12/2013	56210	V.E. Louw	932.00	Travel Cost
03/12/2013	56211	M. Chenge	4,445.95	Travel Cost
03/12/2013	56212	N. Jacobs	654.00	Casual Salary
03/12/2013	56213	Bishops Lodge	4,652.00	Accommodation
03/12/2013	56214	C. Asiya	196.00	Travel Cost
03/12/2013	56215	Driving Licence Card Account	1,027.00	Issue of Card
03/12/2013	56216	Driving Licence Card Account	5,135.00	Driving Licence Card Account
03/12/2013	56217	Dept. Veiligheid & Skakeling	2,376.00	Traffic
03/12/2013	56218	Dept. Veiligheid & Skakeling	8,532.00	Traffic
03/12/2013	56219	Dept. Veiligheid & Skakeling	96,183.17	Traffic
03/12/2013	56220	Dept. Veiligheid & Skakeling	38,237.15	Traffic
04/12/2013	56221	Associated Valuation Consortium	15,982.80	Services rendered
04/12/2013	56222	Ok Value	612.76	Magazines
04/12/2013	56223	OVK	18,612.90	Material, equipment etc
04/12/2013	56224	B.J. Kapp	4,855.77	Travel Cost
04/12/2013	56225	A.C. Mpela	8,048.24	Travel Cost
04/12/2013	56226	Ok Value	277.99	Magazines
04/12/2013	56227	Maggie Samboer Hospice	401.45	Hall Refund

04/12/2013	56228	Carol Ronum	7,715.20	Travel Cost
04/12/2013	56229	The Paymaster	18,480.00	Casual Salaries
04/12/2013	56230	The Paymaster	23,400.00	Casual Salaries
04/12/2013	56231	X. Teki	2,556.87	Travel Cost
04/12/2013	56232	PDK	8,063.00	Stationery
04/12/2013	56233	AAS Operations	43,617.26	Chlorine Gas
04/12/2013	56234	Afrox	173.28	Cylinder Rental
04/12/2013	56235	N.L. Hermans	6,561.67	Travel Cost
05/12/2013	56236	Deuco Colesberg Crusher	4,000.00	Mixed Concrete
05/12/2013	56237	L. Minneli	85.84	Hall Refund
05/12/2013	56238	B.G. Jokka	115.61	Hall Refund
05/12/2013	56239	J. Beyers	575.60	Refund
05/12/2013	56240	Bishops Lodge	1,133.00	Accommodation
06/12/2013	56241	Deeds Trading Account	136.00	Deeds
06/12/2013	56242	A.J. Lubbe	325.90	CP Kran & Toilet Pit
06/12/2013	56243	Conlog	22,669.44	BEC23PL, 3rd party comm
06/12/2013	56244	Eureka Hardware	2,484.00	GI Stopkrane
06/12/2013	56245	Associated Property Valuers	211,306.00	General Valuation of Umsobomvu Mun
06/12/2013	56246	T.J.A Cash & Carry	46,566.95	Indigent Support
06/12/2013	56247	F.M. Kei	7,440.00	Indigent Support
06/12/2013	56248	P. Tyikane	650.00	Casual Salary
06/12/2013	56249	D. De Bruyn	650.00	Casual Salary
09/12/2013	56250	C.A. Klaaste	5,832.00	Travel Cost
09/12/2013	56251	A.C. Mpela	2,913.00	Travel Cost
09/12/2013	56252	G. Mgcineni	499.82	Travel Cost
09/12/2013	56253	M. Booi	85.84	Hall Refund
09/12/2013	56254	Samro	167.72	Rights licence fees
09/12/2013	56255	Bloemgo Transport	349.93	Courier
09/12/2013	56256	S.A. Post Office	19,453.49	Eskom
10/12/2013	56257	M.S. Olser	5,586.00	Year-end function

10/12/2013	56258	S. Pietersen	1,000.00	Casual Salary
10/12/2013	56259	L. Lodewyk	1,000.00	Casual Salary
10/12/2013	56260	Shortys Supermarket	580.25	Magazines
10/12/2013	56261	S.A. Post Office	58,192.33	Eskom
10/12/2013	56262	V. Mokhothu	106.50	Travel Cost
10/12/2013	56263	A. Sikhundla	87.40	Travel Cost
10/12/2013	56264	T.J. Nkabalaza	1,800.00	Trans[port
10/12/2013	56265	Cancelled	-	Cancelled
10/12/2013	56266	Ok Value	1,200.89	Magazines
10/12/2013	56267	Nwara Investment Project	8,580.00	Transport
10/12/2013	56268	OVK	328.32	Gloves
10/12/2013	56269	F.M. Kei	3,120.00	Transport
12/12/2013	56270	Merino Vleis Mark	3,420.00	Year-end function
10/12/2013	56271	N1Liquors	15,123.60	Year-end function
10/12/2013	56272	Bearings International	1,857.32	Multi-purpose Grease
10/12/2013	56273	X. Teki	2,556.87	Travel Cost
11/12/2013	56274	T. Retyu	2,361.00	Casual Salary
11/12/2013	56275	The Paymaster	8,455.00	Casual Salaries
11/12/2013	56276	Bettie Swarts	300.00	Employees wellness
12/12/2013	56277	The Paymaster	2,720.00	Casual salaries
13/12/2013	56278	Nwara Investment Project	3,120.00	Transport
13/12/2013	56279	Diamond Xpress	254.00	Courier
13/12/2013	56280	The Paymaster	12,060.00	Casual Salaries
17/12/2013	56281	C. Eberhson	2,739.00	Travel Cost
17/12/2013	56282	Karoo Dienste	21,878.60	Fuel
18/12/2013	56283	BKB	6,374.40	Material, equipment etc
18/12/2013	56284	Cas Bande	12,879.12	Material, equipment etc
18/12/2013	56285	Steers Security	6,954.00	Cash In Transit
18/12/2013	56286	Cancelled	-	Cancelled
18/12/2013	56287	OVK	1,074.43	Material, equipment etc

19/12/2013	56288	N1Liquors	2,981.50	Year-end function
19/12/2013	56289	D.T. Visagie	3,155.48	Travel Cost
19/12/2013	56290	F. Le Grange	2,824.11	Acting PA Allowance
18/12/2013	56291	Graaff Reinett Advertiser	2,539.18	Advertising
18/12/2013	56292	P. Soty	1,040.00	Casual salary
19/12/2013	56295	Media24	11,696.40	Advertising
19/12/2013	56297	Gas & Sport	24,284.20	Material, equipment etc
19/12/2013	56298	De Aar Stone	40,683.61	Roads maintenance
18/12/2013	56299	Mega Cleaning Trust	6,551.00	Cleaning material
18/12/2013	56300	L. Maramba	1,040.00	Casual salary
19/12/2013	56301	Cancelled	-	Cancelled
		<b>TOTAL</b>	<b>1,132,051.11</b>	

**UMSOBOMVU MUNICIPALITY ACCOUNT 3**

<b>DATE</b>	<b>CHEQUE</b>	<b>NAME</b>	<b>AMOUNT</b>	<b>DESCRIPTION</b>
05/12/2013	3210	Thandana Safety	9,760.00	Health & Safety Service
05/12/2013	3211	Cancelled	-	Cancelled
09/12/2013	3212	Pailman Contractors	22,870.93	Extension of Existing Building
09/12/2013	3213	Worley Parsons	113,544.00	EPWP Npt Louisa street
17/12/2013	3214	E.M. Louw	119,769.70	EPWP Npt Louisa street
17/12/2013	3215	H.C. Pennels	113,470.00	EPWP Npt Enoch Mthetho
17/12/2013	3216	Block Pave	265,286.94	EPWP Npt Louisa street
18/12/2013	3217	The paymaster	198,000.00	Cleaning programme grave yards
19/12/2013	3218	B.J. Kapp	2,000.00	Salary deduction
19/12/2013	3219	Brightwater	800.00	Salary deduction
19/12/2013	3220	Cancelled	-	Cancelled
		<b>TOTAL</b>	<b>845,501.57</b>	

**10. CONSOLIDATED PERFORMANCE STATEMENT ENDING 31 DECEMBER 2013**

NC072 Umsobomvu - Table C4 Monthly Budget Statement - Financial Performance (revenue and expenditure) - M06 December

Description	Ref	2012/13	Budget Year 2013/14								
		Audited Outcome	Original Budget	Adjusted Budget	Monthly actual	YearTD actual	YearTD budget	YTD variance	YTD variance %	Full Year Forecast	
<b>R thousands</b>											
<b>Revenue By Source</b>											
Property rates			4,446		339	2,772	2,457	315	13%	4,446	
Property rates - penalties & collection charges			159			-		-		159	
Service charges - electricity revenue			21,060		1,716	10,642	10,530	112	1%	21,060	
Service charges - water revenue			9,180		891	5,383	4,590	793	17%	9,180	
Service charges - sanitation revenue			6,804		593	3,550	3,402	148	4%	6,804	
Service charges - refuse revenue			5,198		454	2,724	2,599	125	5%	5,198	
Service charges - other			-					-		-	
Rental of facilities and equipment			308		1	27	154	(126)	-82%	308	
Interest earned - external investments			22		2	201	11	190	1770%	22	
Interest earned - outstanding debtors			1,328		158	954	664	290	44%	1,328	
Dividends received			-					-		-	
Fines			13		9	50	6	44	695%	13	
Licences and permits			373		(38)	250	187	64	34%	373	
Agency services			84			82	42	40	95%	84	
Transfers recognised - operational			35,117		-	19,189	17,558	1,630	9%	35,117	
Other revenue			4,289		56	469	2,144	(1,675)	-78%	4,289	
Gains on disposal of PPE			-					-		-	
<b>Total Revenue (excluding capital transfers and contributions)</b>			<b>-</b>		<b>-</b>	<b>4,181</b>	<b>46,295</b>	<b>44,345</b>	<b>1,950</b>	<b>4%</b>	<b>88,380</b>
<b>Expenditure By Type</b>											
Employee related costs			34,620		2,496	15,330	17,310	(1,981)	-11%	34,620	
Remuneration of councillors			2,804		234	1,311	1,402	(92)	-7%	2,804	
Debt impairment			4,393		-	1,746	2,196	(451)	-21%	4,393	
Depreciation & asset impairment			27,587		-	11,552	13,793	(2,241)	-16%	27,587	
Finance charges			364		44	245	182	62	34%	364	
Bulk purchases			16,726		1,117	8,768	8,363	405	5%	16,726	
Other materials								-			
Contracted services			672		-	288	336	(48)	-14%	672	
Transfers and grants			-					-		-	
Other expenditure			29,530		2,512	14,787	14,765	22	0%	29,530	
Loss on disposal of PPE			1			-	1	(1)	-100%	1	
<b>Total Expenditure</b>			<b>-</b>		<b>-</b>	<b>6,404</b>	<b>54,025</b>	<b>58,349</b>	<b>(4,324)</b>	<b>-7%</b>	<b>116,698</b>
<b>Surplus/(Deficit)</b>			<b>-</b>		<b>(2,223)</b>	<b>(7,731)</b>	<b>(14,004)</b>	<b>6,274</b>	<b>(0)</b>	<b>(28,319)</b>	
Transfers recognised - capital			59,150		1,947	18,179	30	18,149	1	59,150	
Contributions recognised - capital								-			
Contributed assets								-			
<b>Surplus/(Deficit) after capital transfers &amp; contributions</b>			<b>-</b>		<b>(276)</b>	<b>10,448</b>	<b>(13,975)</b>			<b>30,831</b>	
Taxation								-			
<b>Surplus/(Deficit) after taxation</b>			<b>-</b>		<b>(276)</b>	<b>10,448</b>	<b>(13,975)</b>			<b>30,831</b>	
Attributable to minorities											
<b>Surplus/(Deficit) attributable to municipality</b>			<b>-</b>		<b>(276)</b>	<b>10,448</b>	<b>(13,975)</b>			<b>30,831</b>	
Share of surplus/ (deficit) of associate											
<b>Surplus/ (Deficit) for the year</b>			<b>-</b>		<b>(276)</b>	<b>10,448</b>	<b>(13,975)</b>			<b>30,831</b>	

**Comments on Financial Performance:**

- All income is in line with the budget except the interest on investments. Interest earned on External Investments is the interest earned on the current bank account of the Umsobomvu Municipality. The projection needs to be adjusted when the adjustments budget is compiled.
- The expenditure is in line with the budget as per the first six months estimates.

NC072 Umsobomvu - Table C5 Monthly Budget Statement - Capital Expenditure (municipal vote, standard classification and funding) - M06  
December

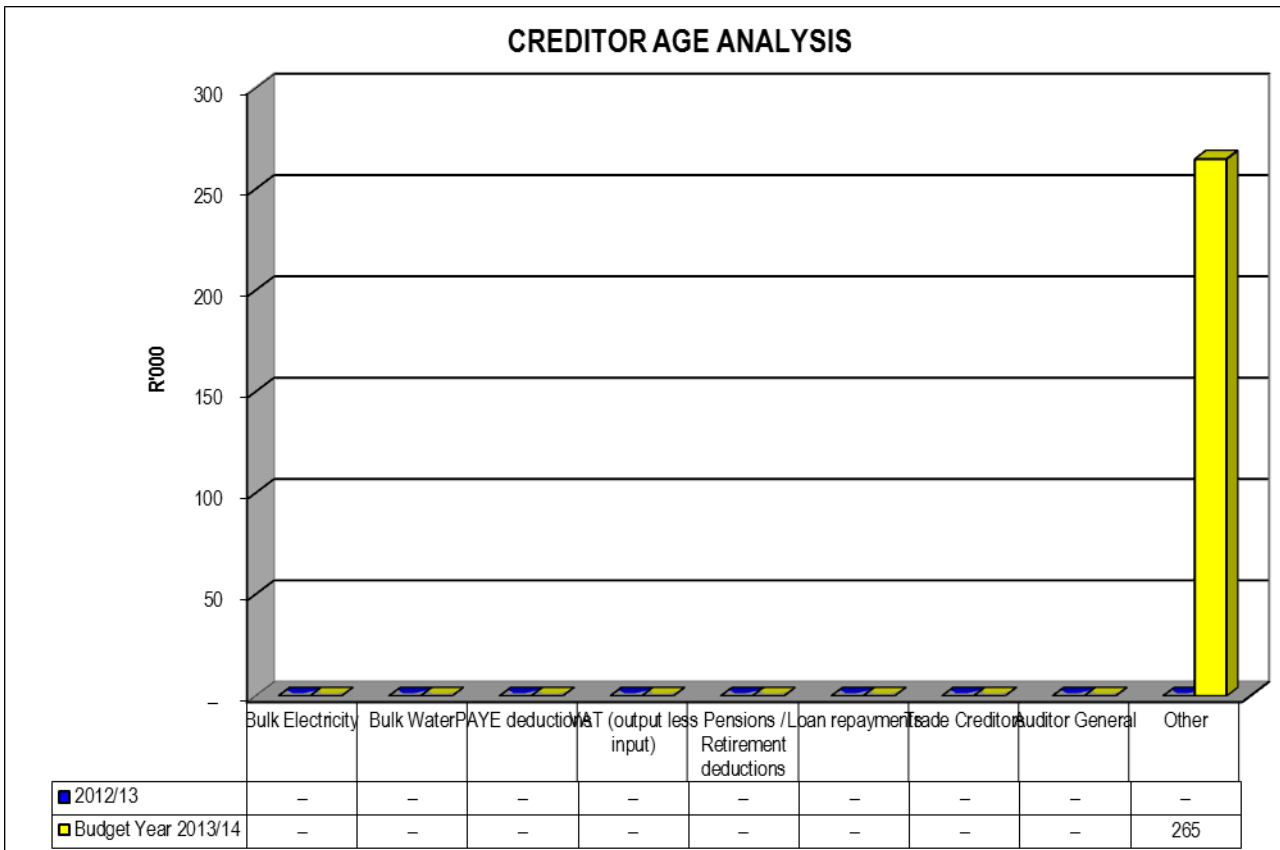
Vote Description	Ref	2012/13	Budget Year 2013/14							
		Audited Outcome	Original Budget	Adjusted Budget	Monthly actual	YearTD actual	YearTD budget	YTD variance	YTD variance %	Full Year Forecast
<b>R thousands</b>	1									
<b>Multi-Year expenditure appropriation</b>	2									
Vote 1 - EXECUTIVE & COUNCIL		-	-	-	-	-	-	-	-	-
Vote 2 - FINANCE & ADMIN		-	-	-	-	-	-	-	-	-
Vote 3 - COMMUNITY SERVICES		-	-	-	-	-	-	-	-	-
Vote 4 - TECHNICAL SERVICES		-	63,367	-	1,947	17,996	26,650	(8,654)	-32%	63,367
Vote 5 - [NAME OF VOTE 5]		-	-	-	-	-	-	-	-	-
Vote 6 - [NAME OF VOTE 6]		-	-	-	-	-	-	-	-	-
Vote 7 - [NAME OF VOTE 7]		-	-	-	-	-	-	-	-	-
Vote 8 - [NAME OF VOTE 8]		-	-	-	-	-	-	-	-	-
Vote 9 - [NAME OF VOTE 9]		-	-	-	-	-	-	-	-	-
Vote 10 - [NAME OF VOTE 10]		-	-	-	-	-	-	-	-	-
Vote 11 - [NAME OF VOTE 11]		-	-	-	-	-	-	-	-	-
Vote 12 - [NAME OF VOTE 12]		-	-	-	-	-	-	-	-	-
Vote 13 - [NAME OF VOTE 13]		-	-	-	-	-	-	-	-	-
Vote 14 - [NAME OF VOTE 14]		-	-	-	-	-	-	-	-	-
Vote 15 - [NAME OF VOTE 15]		-	-	-	-	-	-	-	-	-
<b>Total Capital Multi-year expenditure</b>	4,7	-	63,367	-	1,947	17,996	26,650	(8,654)	-32%	63,367
<b>Single Year expenditure appropriation</b>	2									
Vote 1 - EXECUTIVE & COUNCIL		-	-	-	-	-	-	-	-	-
Vote 2 - FINANCE & ADMIN		-	1,550	-	-	-	-	-	-	1,550
Vote 3 - COMMUNITY SERVICES		-	-	-	-	-	-	-	-	-
Vote 4 - TECHNICAL SERVICES		-	6,100	-	-	-	-	-	-	6,100
Vote 5 - [NAME OF VOTE 5]		-	-	-	-	-	-	-	-	-
Vote 6 - [NAME OF VOTE 6]		-	-	-	-	-	-	-	-	-
Vote 7 - [NAME OF VOTE 7]		-	-	-	-	-	-	-	-	-
Vote 8 - [NAME OF VOTE 8]		-	-	-	-	-	-	-	-	-
Vote 9 - [NAME OF VOTE 9]		-	-	-	-	-	-	-	-	-
Vote 10 - [NAME OF VOTE 10]		-	-	-	-	-	-	-	-	-
Vote 11 - [NAME OF VOTE 11]		-	-	-	-	-	-	-	-	-
Vote 12 - [NAME OF VOTE 12]		-	-	-	-	-	-	-	-	-
Vote 13 - [NAME OF VOTE 13]		-	-	-	-	-	-	-	-	-
Vote 14 - [NAME OF VOTE 14]		-	-	-	-	-	-	-	-	-
Vote 15 - [NAME OF VOTE 15]		-	-	-	-	-	-	-	-	-
<b>Total Capital single-year expenditure</b>	4	-	7,650	-	-	-	-	-	-	7,650
<b>Total Capital Expenditure</b>		-	71,017	-	1,947	17,996	26,650	(8,654)	-32%	71,017
<b>Capital Expenditure - Standard Classification</b>										
<b>Governance and administration</b>		-	1,550	-	-	-	-	-	-	1,550
Executive and council		-	-	-	-	-	-	-	-	-
Budget and treasury office		-	1,550	-	-	-	-	-	-	1,550
Corporate services		-	-	-	-	-	-	-	-	-
<b>Community and public safety</b>		-	-	-	-	-	-	-	-	-
Community and social services		-	-	-	-	-	-	-	-	-
Sport and recreation		-	-	-	-	-	-	-	-	-
Public safety		-	-	-	-	-	-	-	-	-
Housing		-	-	-	-	-	-	-	-	-
Health		-	-	-	-	-	-	-	-	-
<b>Economic and environmental services</b>		-	4,500	-	623	2,304	2,300	4	0%	4,500
Planning and development		-	-	-	-	-	-	-	-	-
Road transport		-	4,500	-	623	2,304	2,300	4	0%	4,500
Environmental protection		-	-	-	-	-	-	-	-	-
<b>Trading services</b>		-	64,967	-	1,325	15,692	24,350	(8,658)	-36%	64,967
Electricity		-	7,100	-	-	186	400	(214)	-54%	7,100
Water		-	57,867	-	1,325	15,506	23,950	(8,444)	-35%	57,867
Waste water management		-	-	-	-	-	-	-	-	-
Waste management		-	-	-	-	-	-	-	-	-
<b>Other</b>		-	-	-	-	-	-	-	-	-
<b>Total Capital Expenditure - Standard Classification</b>	3	-	71,017	-	1,947	17,996	26,650	(8,654)	-32%	71,017
<b>Funded by:</b>										
National Government		-	54,973	-	1,947	17,996	26,650	(8,654)	-32%	54,973
Provincial Government		-	3,500	-	-	-	-	-	-	3,500
District Municipality		-	-	-	-	-	-	-	-	-
Other transfers and grants		-	-	-	-	-	-	-	-	-
<b>Transfers recognised - capital</b>		-	58,473	-	1,947	17,996	26,650	(8,654)	-32%	58,473
<b>Public contributions &amp; donations</b>	5	-	-	-	-	-	-	-	-	-
<b>Borrowing</b>	6	-	-	-	-	-	-	-	-	-
<b>Internally generated funds</b>		-	12,544	-	-	-	-	-	-	12,544
<b>Total Capital Funding</b>		-	71,017	-	1,947	17,996	26,650	(8,654)	-32%	71,017



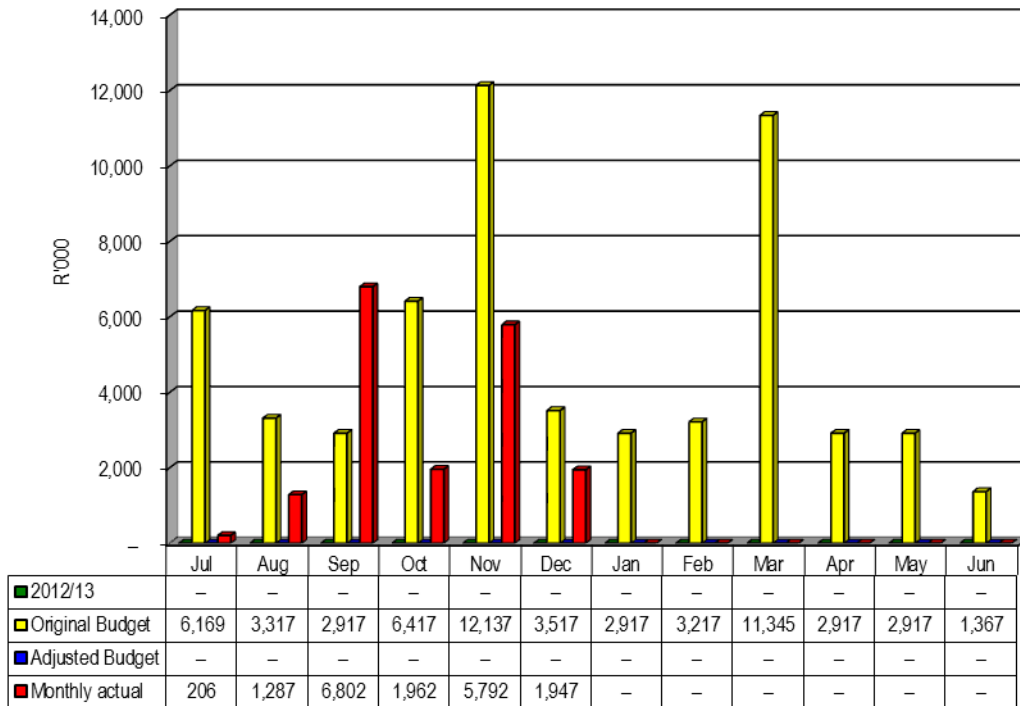
# CREDITOR ANALYSIS

NC072 Umsobomvu - Supporting Table SC4 Monthly Budget Statement - aged creditors - M06 December

Description	NT Code	Budget Year 2013/14									Prior year totals for chart (same period)	
		0 - 30 Days	31 - 60 Days	61 - 90 Days	91 - 120 Days	121 - 150 Days	151 - 180 Days	181 Days - 1 Year	Over 1 Year	Total		
<b>Creditors Age Analysis By Customer Type</b>												
Bulk Electricity	0100										-	
Bulk Water	0200										-	
PAYE deductions	0300										-	
VAT (output less input)	0400										-	
Pensions / Retirement deductions	0500										-	
Loan repayments	0600										-	
Trade Creditors	0700										-	
Auditor General	0800										-	
Other	0900	265									265	
<b>Total By Customer Type</b>	<b>1000</b>	<b>265</b>	<b>-</b>	<b>-</b>	<b>-</b>	<b>-</b>	<b>-</b>	<b>-</b>	<b>-</b>	<b>-</b>	<b>265</b>	<b>-</b>



**Chart C1 2013/14 Capital Expenditure Monthly Trend: actual v target**



## 11. RECOMMENDATION

### It is recommended

That (i) the report for the period 1 July 2013 – 31 December 2013, submitted by the CFO, be approved.

**DT VISAGIE  
CHIEF FINANCIAL OFFICER**