

UMSOBOMVU MUNICIPALITEIT/MUNICIPALITY



QUARTER 3

TOP LAYER SDBIP 2023/24 REPORT

PERIOD: 01 JULY TILL 31 MARCH 2024

Umsobomvu Municipality
Quarter 3 Top Layer SDBIP 2023/24 (July 2023 till March 2024)

Municipal Manager

Ref	Strategic Objective	KPI Name	Description of Unit of Measurement	Region	Revised Annual Target	Quarter ending September 2023					Quarter ending December 2023					Quarter ending March 2024					Overall Performance for Quarter ending September 2023 to Quarter ending March 2024		
						Target	Actual	R	Performance Comment	Corrective Measures	Target	Actual	R	Performance Comment	Corrective Measures	Target	Actual	R	Performance Comment	Corrective Measures	Target	Actual	R
						TL1	Enhance Good Governance processes and accountability	Compile and submit the Risk Based Audit Plan (RBAP) for 2024/25 to the Audit committee by 30 June 2024	Risk Based Audit Plan (RBAP) submitted to the Audit committee by 30 June 2024	Whole Municipal Area: All	1	0	0	N/A			0	0	N/A			0	0
TL2	Enhance Good Governance processes and accountability	90% of the Risk based audit plan for 2023/24 implemented by 30 June 2024 [(Number of audits and tasks completed for the period/ Number of audits and tasks identified in the RBAP)x100]	% of the Risk Based Audit Plan for 2023/24 implemented by 30 June 2024	Whole Municipal Area: All	90.00%	0.00%	0.00%	N/A			0.00%	0.00%	N/A			0.00%	0.00%	N/A			0.00%	0.00%	N/A
TL3	Enhance Good Governance processes and accountability	Complete the annual risk assessment and submit to the Audit Committee by 30 June 2024	Risk assessment completed and submit to the Audit Committee by 30 June 2024	Whole Municipal Area: All	1	0	0	N/A			0	0	N/A			0	0	N/A			0	0	N/A
TL4	Provide quality and sustainable municipal infrastructure within available resources	100% spent of all conditional grants by 30 June 2024 (Actual expenditure on conditional grants received/by the total amount of conditional grants received) x 100]	% of conditional grant spent by 30 June 2024	Whole Municipal Area: All	100.00%	0.00%	0.00%	N/A			0.00%	0.00%	N/A			0.00%	0.00%	N/A			0.00%	0.00%	N/A

Financial Services

Ref	Strategic Objective	KPI Name	Description of Unit of Measurement	Region	Revised Annual Target	Quarter ending September 2023					Quarter ending December 2023					Quarter ending March 2024					Overall Performance for Quarter ending September 2023 to Quarter ending March 2024		
						Target	Actual	R	Performance Comment	Corrective Measures	Target	Actual	R	Performance Comment	Corrective Measures	Target	Actual	R	Performance Comment	Corrective Measures	Target	Actual	R
						TL16	Enhance municipal financial viability	Submit the draft main budget for 2024/25 to Council for consideration by 31 March 2024	Draft Main budget submitted to Council by 31 March 2024	Whole Municipal Area: All	1	0	0	N/A			0	0	N/A			1	1
TL17	Enhance municipal financial viability	Submit the Adjustments budget for 2023/24 to Council for consideration by 28 February 2024	Submit the Adjustments budget to Council for consideration by 28 February 2024	Whole Municipal Area: All	1	0	0	N/A			0	0	N/A			1	1	G	[D45] Senior Manager: Financial Services: Adjustment Budget Submitted and Approved by council on 26 February 2024 (February 2024)	[D45] Senior Manager: Financial Services: N/A (February 2024)	1	1	G
TL18	Enhance municipal financial viability	Financial viability measured in terms of the Municipality's ability to meet its service debt obligations as at 30 June 2024 (Short Term Borrowing + Bank Overdraft + Short Term Lease + Long Term Borrowing + Long Term Lease) / Total Operating Revenue - Operating Conditional Grant)	% of debt coverage at 30 June 2024	Whole Municipal Area: All	20.00%	0.00%	0.00%	N/A			0.00%	0.00%	N/A			0.00%	0.00%	N/A			0.00%	0.00%	N/A
TL19	Enhance municipal financial viability	Financial viability measured in terms of the outstanding service debtors as at 30 June 2024 ((Total outstanding service debtors/ revenue received for services)x100)	% of outstanding service debtors at 30 June 2024	Whole Municipal Area: All	90.00%	0.00%	0.00%	N/A			0.00%	0.00%	N/A			0.00%	0.00%	N/A			0.00%	0.00%	N/A
TL20	Enhance municipal financial viability	Financial viability measured in terms of the available cash to cover fixed operating expenditure as at 30 June 2024 ((Cash and Cash Equivalents - Unspent Conditional Grants - Overdraft) + Short Term Investment) / Monthly Fixed Operational Expenditure excluding (Depreciation, Amortisation, and Provision for Bad Debts, Impairment and Loss on Disposal of Assets)	Number of months it takes to cover fixed operating expenditure with available cash at 30 June 2024	Whole Municipal Area: All	1	0	0	N/A			0	0	N/A			0	0	N/A			0	0	N/A
TL21	Enhance municipal financial viability	Submit the annual financial statements for 2022/23 to AGSA by 31 August 2023	Annual financial statements submitted by 31 August 2023	Whole Municipal Area: All	1	1	1	G	[D49] Senior Manager: Financial Services: AFS & Draft APR submitted to AG (August 2023)	[D49] Senior Manager: Financial Services: N/A (August 2023)	0	0	N/A			0	0	N/A			1	1	G
TL22	Enhance municipal financial viability	Compile Plan to address audit findings in report of the AG for 2022/23 and submit to MM by 31 January 2024	Plan completed and submitted to MM by 31 January 2024	Whole Municipal Area: All	1	0	0	N/A			0	0	N/A			1	1	G	[D50] Senior Manager: Financial Services: Audit Action Plan Submitted to council (January 2024)	[D50] Senior Manager: Financial Services: N/A (January 2024)	1	1	G
TL23	Enhance municipal financial viability	Achieve a debtor payment percentage of 65% by 30 June 2024 ((Gross Debtors Opening Balance + Billed Revenue - Gross Debtors Closing Balance - Bad Debts Written Off)/Billed Revenue x 100)	% debtor payment achieved at 30 June 2024	Whole Municipal Area: All	65.00%	0.00%	0.00%	N/A			65.00%	34.90%	R	[D51] Senior Manager: Financial Services: Revenue received from property rates was misallocated to other revenue. (December 2023)	[D51] Senior Manager: Financial Services: A journal will be passed to correct the allocation. Will continue to implement credit control (December 2023)	0.00%	0.00%	N/A			65.00%	34.90%	R

Ref	Strategic Objective	KPI Name	Description of Unit of Measurement	Region	Revised Annual Target	Quarter ending September 2023					Quarter ending December 2023					Quarter ending March 2024					Overall Performance for Quarter ending September 2023 to Quarter ending March 2024		
						Target	Actual	R	Performance Comment	Corrective Measures	Target	Actual	R	Performance Comment	Corrective Measures	Target	Actual	R	Performance Comment	Corrective Measures	Target	Actual	R
TL24	Provide quality and sustainable municipal infrastructure within available resources	Number of formal properties that receive piped water (credit) that is connected to the municipal water infrastructure network and billed for the service as at 30 June 2024	Number of properties which are billed for water as at 30 June 2024	Whole Municipal Area: All	6 651	0	0	N/A			0	0	N/A			0	0	N/A			0	0	N/A
TL25	Provide quality and sustainable municipal infrastructure within available resources	Number of formal properties connected to the municipal electrical infrastructure network (credit and prepaid electrical metering)(Excluding Eskom areas) and billed for the service as at 30 June 2024	Number of properties which are billed for electricity or have pre paid meters (Excluding Eskom areas) as at 30 June as at 30 June 2024	Whole Municipal Area: All	2 500	0	0	N/A			0	0	N/A			0	0	N/A			0	0	N/A
TL26	Provide quality and sustainable municipal infrastructure within available resources	Number of formal properties connected to the municipal waste water sanitation/ sewerage network for sewerage service, irrespective of the number of water closets (toilets) and billed for the service as at 30 June 2024	Number of properties which are billed for sewerage as at 30 June 2024	Whole Municipal Area: All	6 000	0	0	N/A			0	0	N/A			0	0	N/A			0	0	N/A
TL27	Provide quality and sustainable municipal infrastructure within available resources	Number of formal properties for which refuse is removed once per week and billed for the service as at 30 June 2024	Number of properties which are billed for refuse removal as at 30 June 2024	Whole Municipal Area: All	6 592	0	0	N/A			0	0	N/A			0	0	N/A			0	0	N/A
TL28	Provide appropriate services to all households	Provide free basic water to indigent households as at 30 June 2024	Number of households receiving free basic water as at 30 June 2024	Whole Municipal Area: All	1 600	0	0	N/A			0	0	N/A			0	0	N/A			0	0	N/A
TL29	Provide appropriate services to all households	Provide free basic electricity to indigent households as at 30 June 2024	Number of households receiving free basic electricity as at 30 June 2024	Whole Municipal Area: All	1 600	0	0	N/A			0	0	N/A			0	0	N/A			0	0	N/A
TL30	Provide appropriate services to all households	Provide free basic sanitation to indigent households as at 30 June 2024	Number of households receiving free basic sanitation services as at 30 June 2024	Whole Municipal Area: All	1 600	0	0	N/A			0	0	N/A			0	0	N/A			0	0	N/A
TL31	Provide appropriate services to all households	Provide free basic refuse removal to indigent households as at 30 June 2024	Number of households receiving free basic refuse removal services at 30 June 2024	Whole Municipal Area: All	1 600	0	0	N/A			0	0	N/A			0	0	N/A			0	0	N/A
TL32	Provide quality and sustainable municipal infrastructure within available resources	The percentage of the municipal capital budget actually spent on capital projects by 30 June 2024 [(Amount actually spent on capital projects/ Amount budgeted for capital projects)x100]	% of capital budget spent on capital projects by 30 June 2024	Whole Municipal Area: All	75.00%	0.00%	0.00%	N/A			15.00%	32.00%	B	[D60] Senior Manager: Financial Services: 32% of the budget has been spent by mid year (December 2023)	[D60] Senior Manager: Financial Services: Now that the sport ground issues are sorted, capital expenditure will improve (December 2023)	0.00%	0.00%	N/A			15.00%	32.00%	B
TL33	Enhance municipal financial viability	Conduct a study to determine the causes of the high percentage of water and electricity losses and submit a report with proposed corrective actions to Council by 31 December 2023	Study completed and report with corrective actions submitted to Council by 31 December 2023	Whole Municipal Area: All	1	0	0	N/A			1	0	R	[D61] Senior Manager: Financial Services: Study was not done. (December 2023)	[D61] Senior Manager: Financial Services: Will be completed by the end of June 2024 (December 2023)	0	0	N/A			1	0	R
TL34	Enhance municipal financial viability	Limit unaccounted for electricity to less than 25% by 30 June 2024 ((Number of Electricity Units Purchased and/or Generated - Number of Electricity Units Sold) / Number of Electricity Units Purchased and/or Generated) x 100)	% of unaccounted electricity by 30 June 2024	Whole Municipal Area: All	25.00%	0.00%	0.00%	N/A			0.00%	0.00%	N/A			0.00%	0.00%	N/A			0.00%	0.00%	N/A
TL35	Enhance municipal financial viability	Limit unaccounted for water to less than 30% by 30 June 2024 ((Number of Kiloliters Water Purchased or Purified - Number of Kiloliters Water Sold) / Number of Kiloliters Water Purchased or Purified x 100)	% of water unaccounted by 30 June 2024	Whole Municipal Area: All	30.00%	0.00%	0.00%	N/A			0.00%	0.00%	N/A			0.00%	0.00%	N/A			0.00%	0.00%	N/A

Technical Services

Ref	Strategic Objective	KPI Name	Description of Unit of Measurement	Region	Revised Annual Target	Quarter ending September 2023					Quarter ending December 2023					Quarter ending March 2024					Overall Performance for Quarter ending September 2023 to Quarter ending March 2024		
						Target	Actual	R	Performance Comment	Corrective Measures	Target	Actual	R	Performance Comment	Corrective Measures	Target	Actual	R	Performance Comment	Corrective Measures	Target	Actual	R
TL36	Facilitate economic growth in the municipal area	Create temporary jobs - FTE's in terms of EPWP by 30 June 2024 (Person days / FTE (230 days))	Number of FTE's created by 30 June 2024	Whole Municipal Area: All	15	0	0	N/A			0	0	N/A			0	0	N/A			0	0	N/A
TL37	Ongoing maintenance of municipal infrastructure	60% of the electricity maintenance budget spent by 30 June 2024(Actual expenditure on maintenance divided by the total approved maintenance budget)x100)	% of the maintenance budget spent by 30 June 2024	Whole Municipal Area: All	60.00%	0.00%	0.00%	N/A			15.00%	20.00%	G2	[D91] Senior Manager: Technical Services: The percentage progress expenditure for maintenance of electricity infrastructure is 20% to date. (December 2023)	[D91] Senior Manager: Technical Services: None (December 2023)	0.00%	0.00%	N/A			15.00%	20.00%	G2

Ref	Strategic Objective	KPI Name	Description of Unit of Measurement	Region	Revised Annual Target	Quarter ending September 2023					Quarter ending December 2023					Quarter ending March 2024					Overall Performance for Quarter ending September 2023 to Quarter ending March 2024		
						Target	Actual	R	Performance Comment	Corrective Measures	Target	Actual	R	Performance Comment	Corrective Measures	Target	Actual	R	Performance Comment	Corrective Measures	Target	Actual	R
TL38	Ongoing maintenance of municipal infrastructure	60% of the Road Transport maintenance budget spent by 30 June 2024 (Actual expenditure on maintenance divided by the total approved maintenance budget)x100	% of the maintenance budget spent by 30 June 2024	Whole Municipal Area: All	60.00%	0.00%	0.00%	N/A			15.00%	20.00%	G2	[D92] Senior Manager: Technical Services: The overall percentage expenditure progress on roads transport maintenance is 20%. (December 2023)	[D92] Senior Manager: Technical Services: None (December 2023)	0.00%	0.00%	N/A			15.00%	20.00%	G2
TL39	Ongoing maintenance of municipal infrastructure	60% of the Waste Water management maintenance budget spent by 30 June 2024 (Actual expenditure on maintenance divided by the total approved maintenance budget)x100	% of the maintenance budget spent by 30 June 2024	Whole Municipal Area: All	60.00%	0.00%	0.00%	N/A			15.00%	16.00%	G2	[D93] Senior Manager: Technical Services: The overall percentage progress expenditure on maintenance of Waste Water Management Infrastructure is 16% to date. (December 2023)	[D93] Senior Manager: Technical Services: None (December 2023)	0.00%	0.00%	N/A			15.00%	16.00%	G2
TL40	Ongoing maintenance of municipal infrastructure	75% of the Water Management maintenance budget spent by 30 June 2024 (Actual expenditure on maintenance divided by the total approved maintenance budget)x100	% of the maintenance budget spent by 30 June 2024	Whole Municipal Area: All	75.00%	0.00%	0.00%	N/A			15.00%	55.00%	B	[D94] Senior Manager: Technical Services: The overall percentage expenditure to date for ongoing maintenance of Water Management Infrastructure is (December 2023)	[D94] Senior Manager: Technical Services: None (December 2023)	0.00%	0.00%	N/A			15.00%	55.00%	B
TL41	Provide quality and sustainable municipal infrastructure within available resources	75% spent of the total amount budgeted by 30 June 2024 to upgrade Tyoksville gravel Streets (Actual expenditure on the project/ the total approved budget for the project)x100	% of budget spent by 30 June 2024	Whole Municipal Area: 2	75.00%	0.00%	0.00%	N/A			15.00%	40.00%	B	[D95] Senior Manager: Technical Services: The overall percentage expenditure to date is 40% of the current budget year, however the physical progress on the project is too slow, and the contractor has been asked to enter into cessionary agreement with another service provider to improve progress. (December 2023)	[D95] Senior Manager: Technical Services: None (December 2023)	0.00%	0.00%	N/A			15.00%	40.00%	B
TL42	Provide quality and sustainable municipal infrastructure within available resources	60% spent of the total amount budgeted by 30 June 2024 to upgrade the Norvalspont Stormwater Drainage System(Actual expenditure on the project/ the total approved budget for the project)x100	% of budget spent by 30 June 2024	Whole Municipal Area: 7	60.00%	0.00%	0.00%	N/A			15.00%	30.00%	B	[D96] Senior Manager: Technical Services: The expenditure to date on EPWP, stormwater drainage in Norvalspont is 30% (December 2023)	[D96] Senior Manager: Technical Services: None (December 2023)	0.00%	0.00%	N/A			15.00%	30.00%	B
TL43	Provide quality and sustainable municipal infrastructure within available resources	75% spent of the total amount budgeted by 30 June 2024 to upgrade the Kuyasa Sport Field(Actual expenditure on the project/ the total approved budget for the project)x100	% of budget spent by 30 June 2024	Whole Municipal Area: 6	75.00%	0.00%	0.00%	N/A			15.00%	45.00%	B	[D97] Senior Manager: Technical Services: The project progress for Kuyasa Sport Ground, is mainly affected by budget constraints. (December 2023)	[D97] Senior Manager: Technical Services: To urgently finalize the budget constraints challenges. (December 2023)	0.00%	0.00%	N/A			15.00%	45.00%	B
TL44	Provide quality and sustainable municipal infrastructure within available resources	75% spent of the total amount budgeted by 30 June 2024 to upgrade the Electricity network-Ezimbacweni,Wimpy(Actual expenditure on the project/ the total approved budget for the project)x100	% of budget spent by 30 June 2024	Whole Municipal Area: 7	75.00%	0.00%	0.00%	N/A			15.00%	0.00%	R	[D98] Senior Manager: Technical Services: There is currently No expenditure on the project, the expenditure will be after confirmation of Bulk Power Supply Connection by Eskom. (December 2023)	[D98] Senior Manager: Technical Services: To be effected after Bulk Power Supply Connection by Eskom is Confirmed complete. (December 2023)	0.00%	0.00%	N/A			15.00%	0.00%	R
TL46	Provide quality and sustainable municipal infrastructure within available resources	75% spent of the total amount budgeted by 30 June 2024 to upgrade the Noupoot Sewerage Network(Actual expenditure on the project/ the total approved budget for the project)x100	% of budget spent by 30 June 2024	Whole Municipal Area: 1 and 2	75.00%	0.00%	0.00%	N/A			15.00%	27.00%	B	[D100] Senior Manager: Technical Services: The current expenditure this financial year is 27%, the most project progress activities are affected by Transnet authorization delays and pumping ground water. (December 2023)	[D100] Senior Manager: Technical Services: None (December 2023)	0.00%	0.00%	N/A			15.00%	27.00%	B

Corporate Services

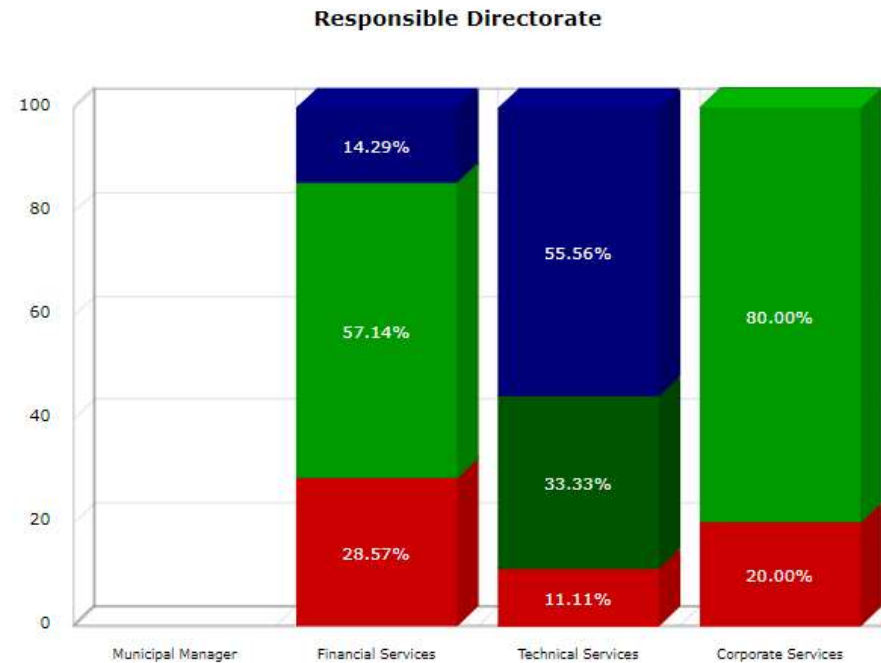
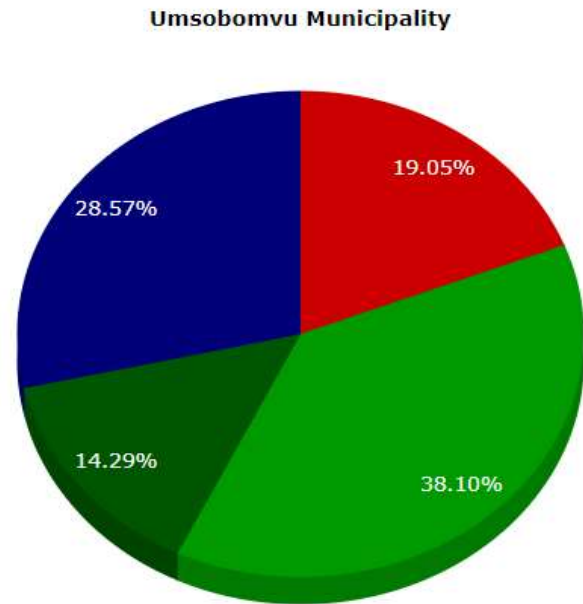
Ref	Strategic Objective	KPI Name	Description of Unit of Measurement	Region	Revised Annual Target	Quarter ending September 2023					Quarter ending December 2023					Quarter ending March 2024					Overall Performance for Quarter ending September 2023 to Quarter ending March 2024		
						Target	Actual	R	Performance Comment	Corrective Measures	Target	Actual	R	Performance Comment	Corrective Measures	Target	Actual	R	Performance Comment	Corrective Measures	Target	Actual	R
TL5	Enhance Good Governance processes and accountability	Submit the Annual Performance Report for 2022/23 to the AG by 31 August 2023	Annual Performance Report submitted to the AG by 31 August 2023	Whole Municipal Area: All	1	1	1	G	[D166] Senior Manager: Corporate Services: APR submitted within time frame (August 2023)		0	0	N/A			0	0	N/A			1	1	G
TL6	Enhance Good Governance processes and accountability	Submit the Draft Annual Report for 2022/23 to Council by 31 January 2024	Draft Annual Report submitted to Council by 31 January 2024	Whole Municipal Area: All	1	0	0	N/A			0	0	N/A			1	1	G	[D167] Senior Manager: Corporate Services: Draft Annual Report Submitted within time frame (January 2024)		1	1	G
TL7	Develop a capable and capacitated institution to respond to community needs	Submit the Workplace Skills Plan and ATR (Annual Training Report) to LGSETA by 30 April 2024	Workplace Skills Plan and ART submitted to LGSETA by 30 April 2024	Whole Municipal Area: All	1	0	0	N/A			0	0	N/A			0	0	N/A			0	0	N/A

Ref	Strategic Objective	KPI Name	Description of Unit of Measurement	Region	Revised Annual Target	Quarter ending September 2023					Quarter ending December 2023					Quarter ending March 2024					Overall Performance for Quarter ending September 2023 to Quarter ending March 2024		
						Target	Actual	R	Performance Comment	Corrective Measures	Target	Actual	R	Performance Comment	Corrective Measures	Target	Actual	R	Performance Comment	Corrective Measures	Target	Actual	R
TL8	Develop a capable and capacitated institution to respond to community needs	The number of people from employment equity target groups employed (appointed) in the three highest levels of management in compliance with the equity plan by 30 June 2024	Number of people employed (appointed) by 30 June 2024	Whole Municipal Area: All	1	0	0	N/A			0	0	N/A			0	0	N/A			0	0	N/A
TL9	Develop a capable and capacitated institution to respond to community needs	The percentage of the Municipality's personnel budget actually spent on implementing its workplace skills plan by 30 June 2024 [(Actual amount spent on training/total operational budget) x100]	% of the Municipality's personnel budget spent on implementing its workplace skills plan by 30 June 2024 [(Actual amount spent on training/total operational budget) x100]	Whole Municipal Area: All	0.10%	0.00%	0.00%	N/A			0.00%	0.00%	N/A			0.00%	0.00%	N/A			0.00%	0.00%	N/A
TL10	Develop a capable and capacitated institution to respond to community needs	Limit the vacancy rate quarterly to less than 15% of budgeted posts (Number of posts filled/Total number of budgeted posts) x100	% quarterly vacancy rate of budgeted posts	Whole Municipal Area: All	15.00%	15.00%	15.00%	G	[D171] Senior Manager: Corporate Services: Vacancy Rate not yet reduced according to the requirement. (September 2023)	[D171] Senior Manager: Corporate Services: General worker position must be advertised and job evaluation process must first take place in order to fill some of the vacancies. (September 2023)	15.00%	0.00%	B			15.00%	26.00%	R	[D171] Senior Manager: Corporate Services: Vacancy rate as at the end of March 2024 was 26%. (March 2024)	[D171] Senior Manager: Corporate Services: Recruitment process for filling of vacant general workers positions in the next quarter. (March 2024)	15.00%	26.00%	R
TL11	Enhance Good Governance processes and accountability	Arrange a training session for ward committee members by 30 June 2024	Training session arranged by 30 June 2024	Whole Municipal Area: All	1	0	0	N/A			0	0	N/A			0	0	N/A			0	0	N/A
TL12	Provide appropriate services to all households	Spend 100% of the library grant by 30 June 2024 (Actual expenditure divided by the approved budget)x100	% of the library grant spent by 30 June 2024	Whole Municipal Area: All	100.00%	0.00%	0.00%	N/A			0.00%	0.00%	N/A			0.00%	0.00%	N/A			0.00%	0.00%	N/A
TL13	Provide appropriate services to all households	Submit the reviewed the Disaster Management Plan to Council by 30 June 2024	Reviewed Disaster Management Plan submitted by 30 June 2024	Whole Municipal Area: All	1	0	0	N/A			0	0	N/A			0	0	N/A			0	0	N/A
TL14	Strengthen community participation	Compile quarterly external newsletters	Number of external newsletters compiled	Whole Municipal Area: All	4	1	1	G	[D175] Senior Manager: Corporate Services: Local News Update on a news letter (September 2023)		1	1	G	[D175] Senior Manager: Corporate Services: Local News Update on a news letter (December 2023)		1	1	G	[D175] Senior Manager: Corporate Services: Content provided for external newsletter bulletin (March 2024)		3	3	G
TL15	Strengthen community participation	Submit the draft IDP review to Council by 31 March 2024	Draft IDP review submitted to Council by 31 March 2024	Whole Municipal Area: All	1	0	0	N/A			0	0	N/A			1	1	G	[D176] Senior Manager: Corporate Services: Draft IDP Review 2 was submitted to Council on 27 March 2024. (March 2024)		1	1	G

Overall Summary of Results

N/A	KPI Not Yet Applicable	KPIs with no targets or actuals in the selected period.	24
R	KPI Not Met	0% <= Actual/Target <= 74.999%	4
O	KPI Almost Met	75.000% <= Actual/Target <= 99.999%	0
G	KPI Met	Actual meets Target (Actual/Target = 100%)	8
G2	KPI Well Met	100.001% <= Actual/Target <= 149.999%	3
B	KPI Extremely Well Met	150.000% <= Actual/Target	6
Total KPIs:			45

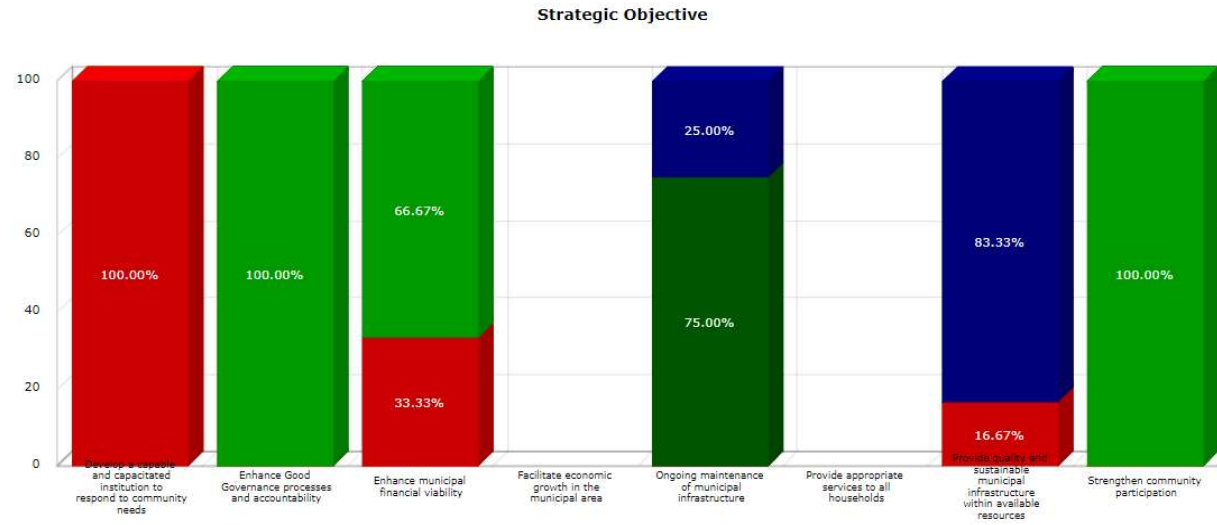
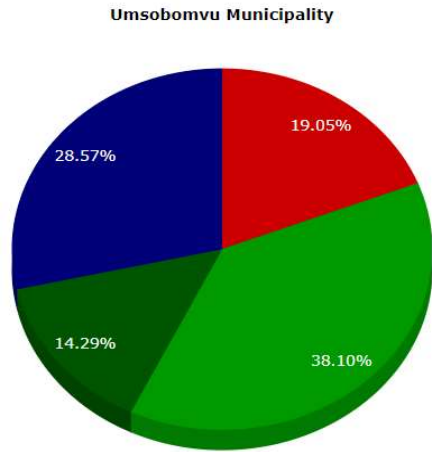
Quarter 3 Top Layer SDBIP 2023/24 Graph Performance per Directorate



	Umsobomvu Municipality	Responsible Directorate				
		Municipal Manager	Financial Services	Technical Services	Corporate Services	[Unspecified]
Not Met	4 (19.05%)	-	2 (28.57%)	1 (11.11%)	1 (20.00%)	-
Almost Met	-	-	-	-	-	-
Met	8 (38.10%)	-	4 (57.14%)	-	4 (80.00%)	-
Well Met	3 (14.29%)	-	-	3 (33.33%)	-	-
Extremely Well Met	6 (28.57%)	-	1 (14.29%)	5 (55.56%)	-	-
Total:	21*	0	7	9	5	-
	100%	0.00%	33.33%	42.86%	23.81%	-

* Excludes 24 KPIs which had no targets/actuals for the period selected.

Quarter 3 Top Layer SDBIP 2023/24 Graph Performance per Strategic Objective



	Umsobomvu Municipality	Strategic Objective											
		Develop a capable and capacitated institution to respond to community needs	Enhance Good Governance processes and accountability	Enhance municipal financial viability	Environmentally conscious in the delivery of services	Facilitate economic growth in the municipal area	Ongoing maintenance of municipal infrastructure	Provide appropriate services to all households	Provide quality and sustainable municipal infrastructure within available resources	Strengthen community participation	Unspecified	[Unspecified]	
Not Met	4 (19.05%)	1 (100.00%)	-	2 (33.33%)	-	-	-	-	-	1 (16.67%)	-	-	-
Almost Met	-	-	-	-	-	-	-	-	-	-	-	-	-
Met	8 (38.10%)	-	2 (100.00%)	4 (66.67%)	-	-	-	-	-	-	2 (100.00%)	-	-
Well Met	3 (14.29%)	-	-	-	-	-	3 (75.00%)	-	-	-	-	-	-
Extremely Well Met	6 (28.57%)	-	-	-	-	-	1 (25.00%)	-	5 (83.33%)	-	-	-	-
Total:	21*	1	2	6	-	0	4	0	6	2	-	-	-
	100%	4.76%	9.52%	28.57%	-	0.00%	19.05%	0.00%	28.57%	9.52%	-	-	-

* Excludes 24 KPIs which had no targets/actuals for the period selected.